




The Henley Passport Index is the original and most authoritative ranking of all the world's passports according to the number of destinations their holders can access without a prior visa. The index includes 199 passports and 227 travel destinations, giving users the most extensive and reliable information about their global access and mobility.

With historical data spanning 18 years and regularly updated expert analysis on the latest shifts in passport power, the index is an invaluable resource for global citizens and the standard reference tool for government policy in this field.

Powered by
International Air Transport Association 

Robust, reliable, and accurate

The ranking is based on exclusive data from the [International Air Transport Association \(IATA\)](https://www.iata.org/), which maintains the world’s largest and most accurate database of travel information, and is enhanced by the *Henley & Partners* Research Department.

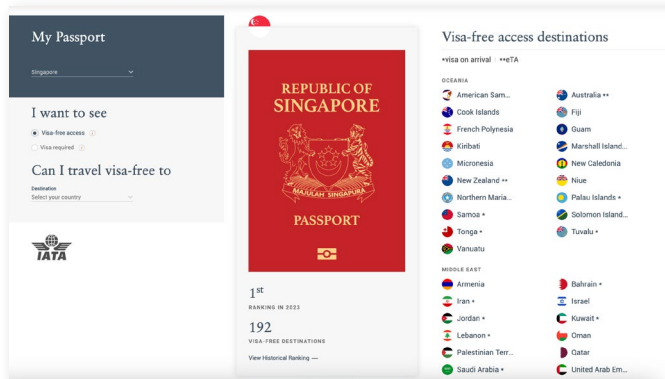
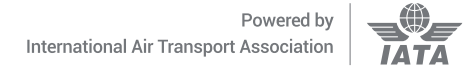
The index’s scoring system was developed to give users a nuanced, practical, and reliable overview of their passport’s power. Each passport is scored on the total number of destinations that the holder can access visa-free. For each travel destination, if no visa is required, then a score of 1 is allocated for that passport. This also applies if passport holders can obtain a visa on arrival, a visitor’s permit, or an electronic travel authority (ETA) upon entry.

Where a visa is required, or where a passport holder must apply for a government-approved electronic visa (e-Visa) before departure, a score of 0 is assigned. The same applies if they need pre-departure approval for a visa on arrival.

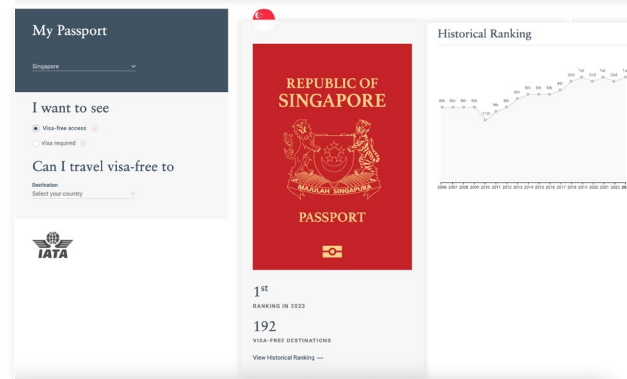
Explore the world

As well as discovering the strength of your own passport, www.henleyglobal.com/passport-index allows you to compare your passport to others, find out the differences in visa-free access, and see where your passport ranks regionally and globally.

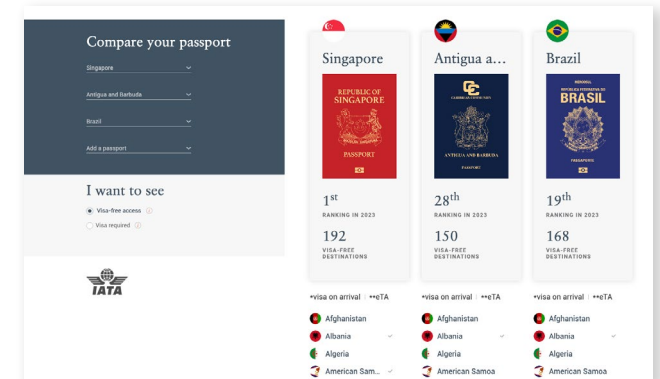
www.henleyglobal.com/passport-index also gives you access to 18 years’ worth of historical data, so you can see how the strength of your passport has changed over the years and view the top climbers and fallers on the index.



Find out where you can travel visa-free



View your passport’s ranking over 18 years



Compare your passport power

| Rank | Passport | Visa-free score |
|------|--------------------------------|-----------------|
| 1 | Singapore | 192 |
| 2 | Germany | 190 |
| | Italy | |
| | Spain | |
| 3 | Austria | 189 |
| | Finland | |
| | France | |
| | Japan | |
| | Luxembourg | |
| | South Korea | |
| | Sweden | |
| 4 | Denmark | 188 |
| | Ireland | |
| | Netherlands | |
| | United Kingdom | |
| 5 | Belgium | 187 |
| | Czech Republic | |
| | Malta | |
| | New Zealand | |
| | Norway | |
| | Portugal | |
| | Switzerland | |
| 6 | Australia | 186 |
| | Hungary | |
| | Poland | |
| 7 | Canada | 185 |
| | Greece | |
| 8 | Lithuania | 184 |
| | United States | |
| 9 | Latvia | 183 |
| | Slovakia | |
| | Slovenia | |
| 10 | Estonia | 182 |
| | Iceland | |
| 11 | Liechtenstein | 180 |
| | Malaysia | |
| 12 | Cyprus | 179 |
| | United Arab Emirates | |
| 13 | Bulgaria | 176 |
| | Monaco | |
| | Romania | |
| 14 | Croatia | 175 |
| 15 | Chile | 174 |
| 16 | San Marino | 172 |
| 17 | Andorra | 170 |
| | Hong Kong (SAR China) | |
| 18 | Argentina | 169 |
| 19 | Brazil | 168 |
| 20 | Brunei | 166 |
| 21 | Barbados | 163 |
| 22 | Israel | 158 |
| | Mexico | |
| 23 | Bahamas | 156 |
| 24 | Seychelles | 155 |
| | St. Kitts and Nevis | |
| 25 | St. Vincent and the Grenadines | 154 |
| | Vatican City | |
| 26 | Uruguay | 153 |
| 27 | Costa Rica | 151 |
| 28 | Antigua and Barbuda | 150 |
| | Trinidad and Tobago | |
| 29 | Mauritius | 148 |
| 30 | Grenada | 146 |
| | St. Lucia | |
| | Ukraine | |
| 31 | Macao (SAR China) | 144 |
| | Panama | |
| | Taiwan (Chinese Taipei) | |
| 32 | Paraguay | 143 |
| 33 | Dominica | 142 |
| 34 | Peru | 138 |
| 35 | Serbia | 137 |
| 36 | Guatemala | 135 |
| 37 | El Salvador | 134 |
| | Honduras | |
| 38 | Colombia | 133 |
| 39 | Solomon Islands | 132 |
| 40 | Samoa | 131 |
| 41 | Tonga | 129 |
| 42 | Nicaragua | 128 |
| 43 | Tuvalu | 127 |
| 44 | North Macedonia | 125 |
| 45 | Montenegro | 124 |
| | Venezuela | |
| 46 | Kiribati | 123 |
| | Marshall Islands | |
| 47 | Micronesia | 121 |
| | Moldova | |
| | Palau Islands | |
| 48 | Bosnia and Herzegovina | 118 |
| 49 | Albania | 117 |
| | Georgia | |
| 50 | Russian Federation | 115 |
| 51 | Türkiye | 114 |
| 52 | South Africa | 106 |
| 53 | Qatar | 103 |
| 54 | Belize | 102 |
| 55 | Kuwait | 99 |
| 56 | Vanuatu | 98 |
| 57 | Timor-Leste | 94 |
| 58 | Ecuador | 92 |
| 59 | Maldives | 91 |
| 60 | Botswana | 89 |
| | Fiji | |
| | Nauru | |
| 61 | Bahrain | 88 |
| | Guyana | |
| | Jamaica | |
| 62 | Oman | 85 |
| 63 | Papua New Guinea | 83 |
| | Saudi Arabia | |
| 64 | Bolivia | 80 |
| | China | |
| | Namibia | |
| 65 | Belarus | 79 |
| | Lesotho | |
| | Thailand | |
| 66 | Suriname | 78 |
| 67 | eSwatini | 77 |
| | Kazakhstan | |
| 68 | Kenya | 76 |
| 69 | Malawi | 75 |
| 70 | Indonesia | 73 |
| | Tanzania | |
| 71 | Tunisia | 71 |
| | Zambia | |
| 72 | Dominican Republic | 70 |
| | The Gambia | |
| 73 | Azerbaijan | 69 |
| | Uganda | |
| 74 | Morocco | 67 |
| | Sierra Leone | |
| | Zimbabwe | |
| 75 | Armenia | 66 |
| | Cape Verde Islands | |
| | Philippines | |
| 76 | Ghana | 65 |
| 77 | Cuba | 63 |
| | Kyrgyzstan | |
| | Mozambique | |
| | Rwanda | |
| 78 | Benin | 62 |
| | Mongolia | |
| 79 | Burkina Faso | 59 |
| | Cote d'Ivoire | |
| | Gabon | |
| | Mauritania | |
| | Sao Tome and Principe | |
| | Tajikistan | |
| | Uzbekistan | |
| 80 | Guinea | 58 |
| | Madagascar | |
| 81 | India | 57 |
| | Senegal | |
| | Togo | |
| 82 | Equatorial Guinea | 56 |
| | Niger | |
| 83 | Cambodia | 55 |
| | Guinea-Bissau | |
| | Mali | |
| | Vietnam | |
| 84 | Algeria | 54 |
| | Central African Republic | |
| | Chad | |
| | Comoro Islands | |
| | Egypt | |
| 85 | Bhutan | 53 |
| | Jordan | |
| 86 | Angola | 52 |
| | Cameroon | |
| 87 | Burundi | 51 |
| | Congo (Rep.) | |
| | Haiti | |
| | Liberia | |
| 88 | Laos | 50 |
| | Turkmenistan | |
| 89 | Djibouti | 49 |
| 90 | Ethiopia | 47 |
| | Myanmar | |
| 91 | Nigeria | 46 |
| | South Sudan | |
| 92 | Congo (Dem. Rep.) | 45 |
| 93 | Eritrea | 44 |
| | Iran | |
| | Sudan | |
| 94 | Lebanon | 43 |
| 95 | Kosovo | 42 |
| 96 | Libya | 41 |
| | Sri Lanka | |
| 97 | Bangladesh | 40 |
| 98 | North Korea | 39 |
| 99 | Nepal | 38 |
| | Palestinian Territory | |
| 100 | Somalia | 35 |
| | Yemen | |
| 101 | Pakistan | 33 |
| 102 | Syria | 30 |
| 103 | Iraq | 29 |
| 104 | Afghanistan | 27 |

The information provided here reflects the Henley Passport Index ranking on 20 July 2023, and in certain instances, travel bans may take precedence over the visa information recorded here. To view the latest index, visit www.henleyglobal.com/passport-index

Residence and citizenship by investment programs enable nations to grant residence or citizenship rights to individuals in exchange for a substantial investment.

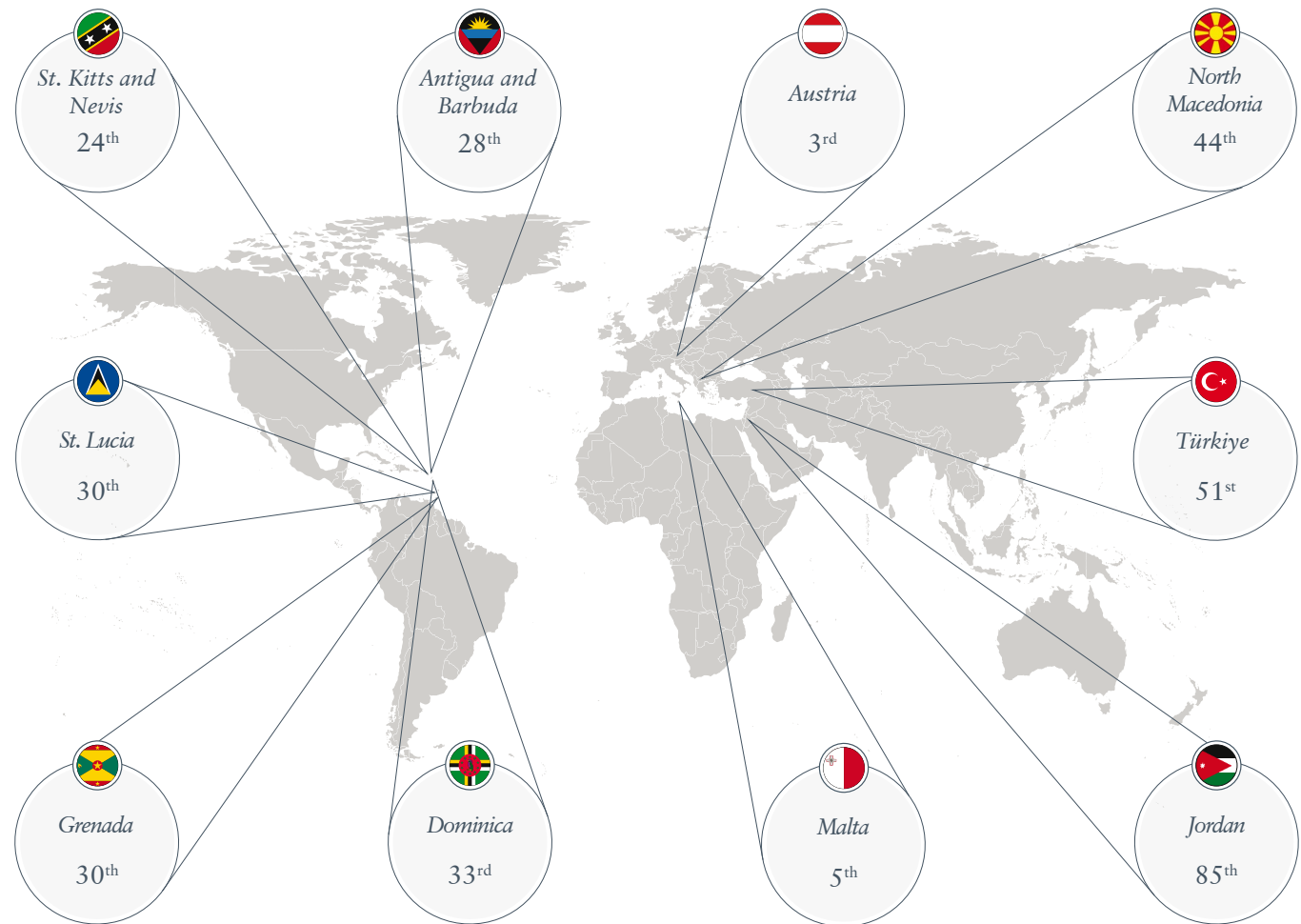
Citizenship by investment refers to the process whereby qualified and carefully vetted candidates are granted full citizenship in exchange for their significant economic contribution to the passport-issuing state.

Residence by investment refers to a similar process, but candidates in this case are granted temporary residence, which can be extended to permanent residence or, in some cases, citizenship at a later stage.

For individuals, the key benefits of holding an alternative passport include expanded travel mobility, access to business and educational opportunities on a global scale, ease of asset diversification, and improved safety and security in a rapidly changing world.

For host countries, the foreign direct investment secured through investment migration programs creates both sovereign and societal value. Debt-free liquidity is injected into the economy, resulting in additional capital flows both to the public sector — encouraging fiscal autonomy, diversifying the economy, and creating employment opportunities — and to the private sector, in the form of investments in existing enterprises, infrastructure, start-ups, and real estate.

More than 100 countries have residence and citizenship by investment legislation in place, and over 60% of EU member states have active programs.



Passport rankings of countries hosting citizenship by investment programs

The information provided here reflects the Henley Passport Index ranking on 20 July 2023, and in certain instances, travel bans may take precedence over the visa information recorded here. To view the latest index, visit www.henleyglobal.com/passport-index

Austria



Rank: 3rd

Substantial contribution

189 destinations

Including Canada, Hong Kong, Japan, Singapore, the UAE, the UK, the USA, and Europe's Schengen Area

Malta



Rank: 5th

EUR 738,000

187 destinations

Including Canada, Hong Kong, Japan, Singapore, the UAE, the UK, the USA, and Europe's Schengen Area

St. Kitts and Nevis



Rank: 24th

USD 125,000

155 destinations

Including Hong Kong, Russia, Singapore, the UK, and Europe's Schengen Area

Antigua and Barbuda



Rank: 28th

USD 100,000

150 destinations

Including Hong Kong, Singapore, the UK, and Europe's Schengen Area

Grenada



Rank: 30th

USD 150,000

146 destinations

Including China, Hong Kong, Singapore, the UK, and Europe's Schengen Area

St. Lucia



Rank: 30th

USD 100,000

146 destinations

Including Hong Kong, Singapore, the UK, and Europe's Schengen Area

Dominica



Rank: 33rd

USD 100,000

142 destinations

Including China, Hong Kong, Singapore, and Europe's Schengen Area

North Macedonia



Rank: 44th

EUR 200,000

125 destinations

Including Hong Kong, Japan, Singapore, Türkiye, and Europe's Schengen Area

Türkiye



Rank: 51st

USD 400,000

114 destinations

Including Hong Kong, Japan, and Singapore

Jordan



Rank: 85th

USD 750,000

53 destinations

Including Egypt, Hong Kong, Macao, and Türkiye

The information provided here reflects the Henley Passport Index ranking on 20 July 2023, and in certain instances, travel bans may take precedence over the visa information recorded here. To view the latest index, visit www.henleyglobal.com/passport-index
 *The amounts listed above are the minimum investment required and are subject to change without notice, based on price fluctuations implemented by the governments of the respective program countries.

Henley & Partners is the global leader in residence and citizenship by investment. Each year, hundreds of wealthy individuals and their advisors rely on our expertise and experience in this area. The firm's highly qualified professionals work together as one team in over 40 offices worldwide.

The concept of residence and citizenship by investment was created by Henley & Partners in the 1990s. As globalization has expanded, residence and citizenship have become topics of significant interest among the increasing number of internationally mobile entrepreneurs and investors whom we proudly serve every day.

The firm also runs a leading government advisory practice that has raised more than USD 10 billion in foreign direct investment. Trusted by governments, the firm has been involved in strategic consulting and in the design, set-up, and operation of the world's most successful residence and citizenship programs.

Contact your nearest global office for a free private consultation today.

Antigua and Barbuda
+1 514 288 1997
antigua@henleyglobal.com

Australia
+61 3 8680 2525
australia@henleyglobal.com

Austria
+43 1 361 6110
austria@henleyglobal.com

Canada
+1 514 288 1997
canada@henleyglobal.com

China
+8621 6077 6599
china@henleyglobal.com

Cyprus
+357 2531 1844
cyprus@henleyglobal.com

Grenada
+1 514 288 1997
grenada@henleyglobal.com

Hong Kong
+852 3101 4100
hongkong@henleyglobal.com

India
+91 80 6759 0374
india@henleyglobal.com

Indonesia
+62 21 515 7649
indonesia@henleyglobal.com

Israel
+972 73 284 4500
israel@henleyglobal.com

Latvia
+371 66 05 10 09
latvia@henleyglobal.com

Malaysia
+603 2731 9340
malaysia@henleyglobal.com

Malta
+356 2138 7400
malta@henleyglobal.com

Montenegro
+382 20 674 074
montenegro@henleyglobal.com

Nigeria
+234 12 797 541
nigeria@henleyglobal.com

Pakistan
+9221 3582 6264
pakistan@henleyglobal.com

Philippines
+63 2 8669 2771
philippines@henleyglobal.com

Portugal
+351 213 970 977
portugal@henleyglobal.com

Qatar
+974 4 410 1573
qatar@henleyglobal.com

Singapore
+65 6438 7117
singapore@henleyglobal.com

South Africa
+27 21 850 0524
southafrica@henleyglobal.com

South Korea
+82 2 2008 4664
korea@henleyglobal.com

Spain
+34 93 122 2164
spain@henleyglobal.com

St. Kitts and Nevis
+1 514 288 1997
stkitts@henleyglobal.com

St. Lucia
+1 514 288 1997
stlucia@henleyglobal.com

Switzerland
+41 44 266 22 22
switzerland@henleyglobal.com

Thailand
+662 126 8147
thailand@henleyglobal.com

Türkiye
+90 212 916 3404
turkey@henleyglobal.com

United Arab Emirates
+971 4 392 7722
dubai@henleyglobal.com

United Kingdom
+44 207 823 1010
uk@henleyglobal.com

United States of America
+1 786 233 6668
usa@henleyglobal.com

Uzbekistan
+998 93 141 3375
uzbekistan@henleyglobal.com

Vietnam
+84 28 3827 1797
vietnam@henleyglobal.com

For more information, visit henleyglobal.com/passport-index