



The Henley Passport Index is the original and most authoritative ranking of all the world's passports according to the number of destinations their holders can access without a prior visa. The index includes 199 passports and 227 travel destinations, giving users the most extensive and reliable information about their global access and mobility.

With historical data spanning 18 years and regularly updated expert analysis on the latest shifts in passport power, the index is an invaluable resource for global citizens and the standard reference tool for government policy in this field.

Powered by
International Air Transport Association



Robust, reliable, and accurate

The ranking is based on exclusive data from the [International Air Transport Association \(IATA\)](https://www.iata.org), which maintains the world’s largest and most accurate database of travel information, and is enhanced by the *Henley & Partners* Research Department.

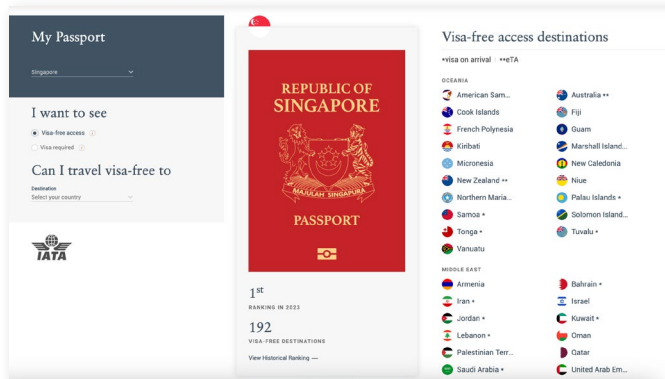

The index’s scoring system was developed to give users a nuanced, practical, and reliable overview of their passport’s power. Each passport is scored on the total number of destinations that the holder can access visa-free. For each travel destination, if no visa is required, then a score of 1 is allocated for that passport. This also applies if passport holders can obtain a visa on arrival, a visitor’s permit, or an electronic travel authority (ETA) upon entry.

Where a visa is required, or where a passport holder must apply for a government-approved electronic visa (e-Visa) before departure, a score of 0 is assigned. The same applies if they need pre-departure approval for a visa on arrival.

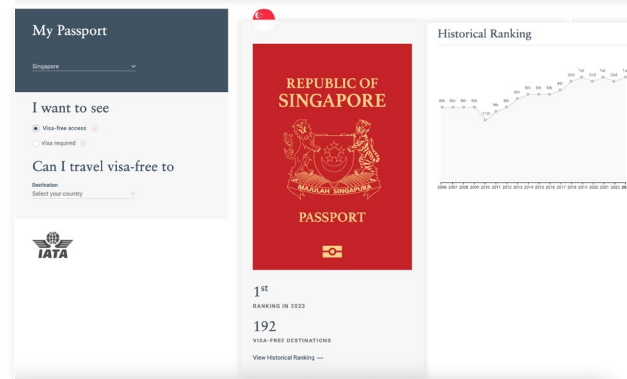
Explore the world

As well as discovering the strength of your own passport, www.henleyglobal.com/passport-index allows you to compare your passport to others, find out the differences in visa-free access, and see where your passport ranks regionally and globally.

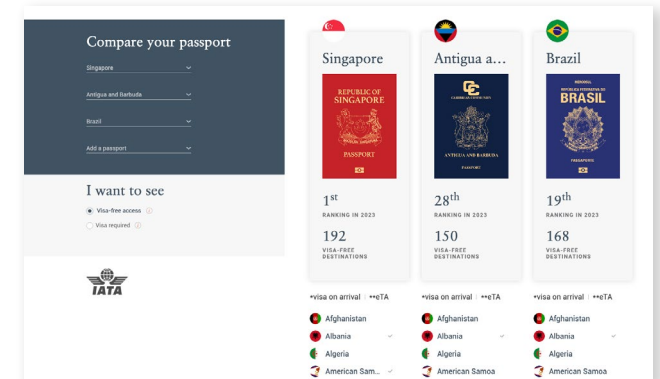
www.henleyglobal.com/passport-index also gives you access to 18 years’ worth of historical data, so you can see how the strength of your passport has changed over the years and view the top climbers and fallers on the index.



Find out where you can travel visa-free



View your passport’s ranking over 18 years



Compare your passport power

Rank	Passport	Visa-free score
1	Singapore	192
2	Germany	190
	Italy	
	Spain	
3	Austria	189
	Finland	
	France	
	Japan	
	Luxembourg	
	South Korea	
	Sweden	
4	Denmark	188
	Ireland	
	Netherlands	
	United Kingdom	
5	Belgium	187
	Czech Republic	
	Malta	
	New Zealand	
	Norway	
	Portugal	
	Switzerland	
6	Australia	186
	Hungary	
	Poland	
7	Canada	185
	Greece	
8	Lithuania	184
	United States	
9	Latvia	183
	Slovakia	
	Slovenia	
10	Estonia	182
	Iceland	
11	Liechtenstein	180
	Malaysia	
12	Cyprus	179
	United Arab Emirates	
13	Bulgaria	176
	Monaco	
	Romania	
14	Croatia	175
15	Chile	174
16	San Marino	172
17	Andorra	170
	Hong Kong (SAR China)	
18	Argentina	169
19	Brazil	168
20	Brunei	166
21	Barbados	163
22	Israel	158
	Mexico	
23	Bahamas	156
24	St. Kitts and Nevis	155
	Seychelles	
25	St. Vincent and the Grenadines	154
	Vatican City	
26	Uruguay	153
27	Costa Rica	151
28	Antigua and Barbuda	150
	Trinidad and Tobago	
29	Mauritius	148
30	Grenada	146
	St. Lucia	
	Ukraine	
31	Macao (SAR China)	144
	Panama	
	Taiwan (Chinese Taipei)	
32	Dominica	143
	Paraguay	
33	Peru	138
34	Serbia	137
35	Guatemala	135
	Honduras	
36	El Salvador	134
37	Colombia	133
38	Solomon Islands	132
39	Samoa	131
40	Tonga	129
41	Nicaragua	128
42	Tivulu	127
43	North Macedonia	125
44	Montenegro	124
	Venezuela	
45	Kiribati	123
	Marshall Islands	
46	Micronesia	121
	Moldova	
	Palau Islands	
47	Bosnia and Herzegovina	118
48	Albania	117
	Georgia	
49	Russian Federation	115
50	Türkiye	114
51	South Africa	106
52	Qatar	103
53	Belize	102
54	Kuwait	99
	Vanuatu	
55	Timor-Leste	95
56	Ecuador	92
57	Maldives	91
58	Botswana	89
	Fiji	
	Nauru	
59	Bahrain	88
	Guyana	
	Jamaica	
60	Oman	85
61	Papua New Guinea	83
	Saudi Arabia	
62	Namibia	81
63	Bolivia	80
	China	
64	Belarus	79
	Lesotho	
	Thailand	
65	Suriname	78
66	Kazakhstan	77
	eSwatini	
67	Kenya	76
68	Malawi	75
69	Indonesia	73
	Tanzania	
70	Tunisia	71
	Zambia	
71	Dominican Republic	70
	The Gambia	
72	Azerbaijan	69
	Uganda	
73	Morocco	67
	Sierra Leone	
	Zimbabwe	
74	Armenia	66
	Cape Verde Islands	
	Philippines	
75	Ghana	65
76	Cuba	63
	Kyrgyzstan	
	Mozambique	
	Rwanda	
77	Benin	62
	Mongolia	
78	Burkina Faso	59
	Cote d'Ivoire	
	Gabon	
	Mauritania	
	Sao Tome and Principe	
	Tajikistan	
	Uzbekistan	
79	Guinea	58
	Madagascar	
80	India	57
	Senegal	
	Togo	
81	Equatorial Guinea	56
	Niger	
82	Cambodia	55
	Guinea-Bissau	
	Mali	
	Vietnam	
83	Algeria	54
	Central African Republic	
	Chad	
	Comoro Islands	
	Egypt	
84	Bhutan	53
	Jordan	
85	Angola	52
	Cameroon	
86	Burundi	51
	Congo (Rep.)	
	Haiti	
	Liberia	
87	Laos	50
	Turkmenistan	
88	Djibouti	49
89	Ethiopia	47
	Myanmar	
90	Nigeria	46
	South Sudan	
91	Congo (Dem. Rep.)	45
92	Eritrea	44
	Iran	
	Sudan	
93	Lebanon	43
94	Kosovo	42
95	Libya	41
	Sri Lanka	
96	Bangladesh	40
97	North Korea	39
98	Nepal	38
	Palestinian Territory	
99	Somalia	35
	Yemen	
100	Pakistan	33
101	Syria	30
102	Iraq	29
103	Afghanistan	27

The information provided here reflects the Henley Passport Index ranking on 18 July 2023, and in certain instances, travel bans may take precedence over the visa information recorded here. To view the latest index, visit www.henleyglobal.com/passport-index

Residence and citizenship by investment programs enable nations to grant residence or citizenship rights to individuals in exchange for a substantial investment.

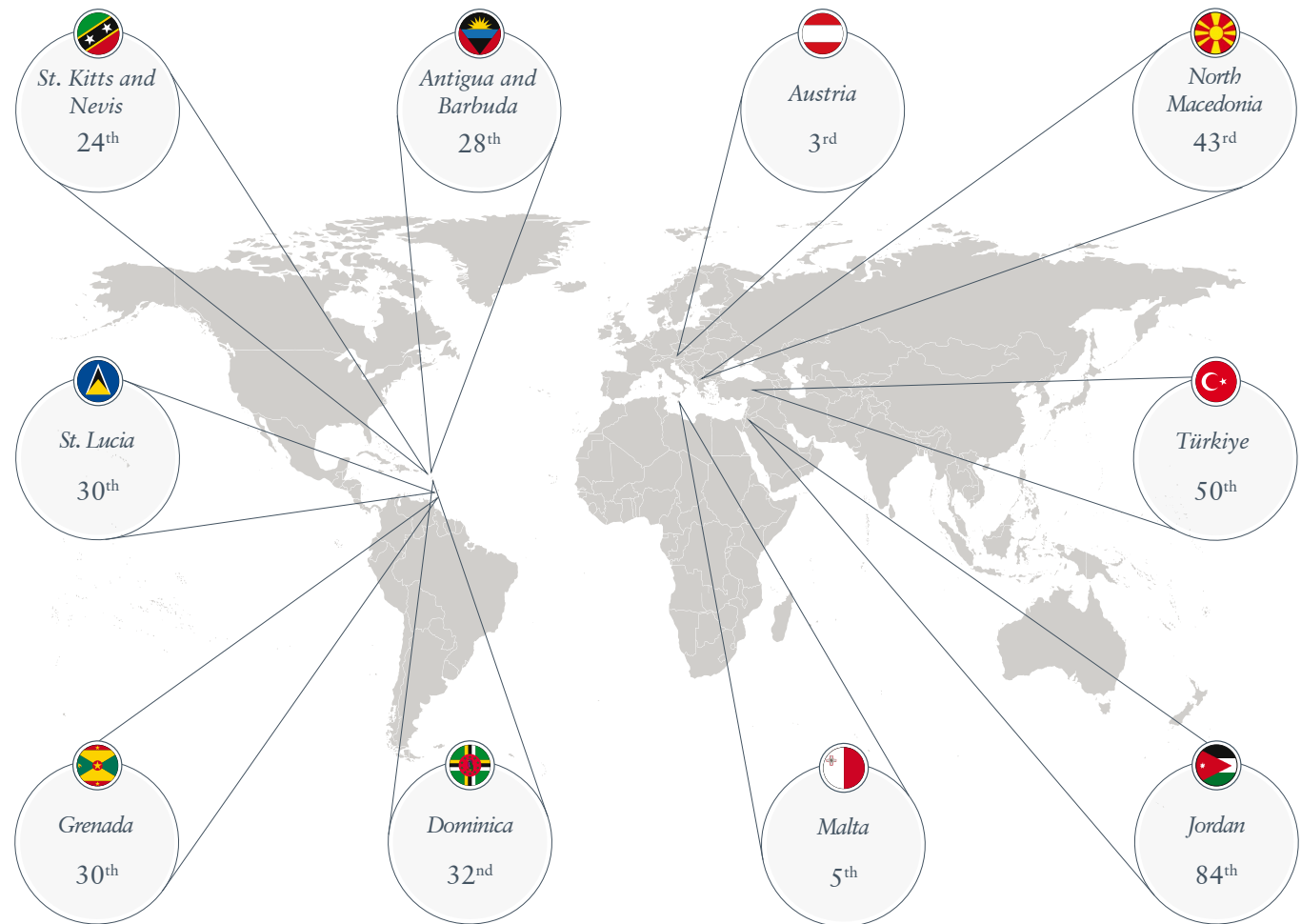
Citizenship by investment refers to the process whereby qualified and carefully vetted candidates are granted full citizenship in exchange for their significant economic contribution to the passport-issuing state.

Residence by investment refers to a similar process, but candidates in this case are granted temporary residence, which can be extended to permanent residence or, in some cases, citizenship at a later stage.

For individuals, the key benefits of holding an alternative passport include expanded travel mobility, access to business and educational opportunities on a global scale, ease of asset diversification, and improved safety and security in a rapidly changing world.

For host countries, the foreign direct investment secured through investment migration programs creates both sovereign and societal value. Debt-free liquidity is injected into the economy, resulting in additional capital flows both to the public sector — encouraging fiscal autonomy, diversifying the economy, and creating employment opportunities — and to the private sector, in the form of investments in existing enterprises, infrastructure, start-ups, and real estate.

More than 100 countries have residence and citizenship by investment legislation in place, and over 60% of EU member states have active programs.



Passport rankings of countries hosting citizenship by investment programs

The information provided here reflects the Henley Passport Index ranking on 18 July 2023, and in certain instances, travel bans may take precedence over the visa information recorded here. To view the latest index, visit www.henleyglobal.com/passport-index

Austria



Rank: 3rd

Substantial contribution

189 destinations

Including Canada, Hong Kong, Japan, Singapore, the UAE, the UK, the USA, and Europe's Schengen Area

Malta



Rank: 5th

EUR 738,000

187 destinations

Including Canada, Hong Kong, Japan, Singapore, the UAE, the UK, the USA, and Europe's Schengen Area

St. Kitts and Nevis



Rank: 24th

USD 125,000

155 destinations

Including Hong Kong, Russia, Singapore, the UK, and Europe's Schengen Area

Antigua and Barbuda



Rank: 28th

USD 100,000

150 destinations

Including Hong Kong, Singapore, the UK, and Europe's Schengen Area

Grenada



Rank: 30th

USD 150,000

146 destinations

Including China, Hong Kong, Singapore, the UK, and Europe's Schengen Area

St. Lucia



Rank: 30th

USD 100,000

146 destinations

Including Hong Kong, Singapore, the UK, and Europe's Schengen Area

Dominica



Rank: 32nd

USD 100,000

143 destinations

Including China, Hong Kong, Singapore, the UK, and Europe's Schengen Area

North Macedonia



Rank: 43rd

EUR 200,000

125 destinations

Including Hong Kong, Japan, Singapore, Türkiye, and Europe's Schengen Area

Türkiye



Rank: 50th

USD 400,000

114 destinations

Including Hong Kong, Japan, and Singapore

Jordan



Rank: 84th

USD 750,000

53 destinations

Including Egypt, Hong Kong, Macao, and Türkiye

The information provided here reflects the Henley Passport Index ranking on 18 July 2023, and in certain instances, travel bans may take precedence over the visa information recorded here. To view the latest index, visit www.henleyglobal.com/passport-index
 *The amounts listed above are the minimum investment required and are subject to change without notice, based on price fluctuations implemented by the governments of the respective program countries.

Henley & Partners is the global leader in residence and citizenship by investment. Each year, hundreds of wealthy individuals and their advisors rely on our expertise and experience in this area. The firm's highly qualified professionals work together as one team in over 40 offices worldwide.

The concept of residence and citizenship by investment was created by Henley & Partners in the 1990s. As globalization has expanded, residence and citizenship have become topics of significant interest among the increasing number of internationally mobile entrepreneurs and investors whom we proudly serve every day.

The firm also runs a leading government advisory practice that has raised more than USD 10 billion in foreign direct investment. Trusted by governments, the firm has been involved in strategic consulting and in the design, set-up, and operation of the world's most successful residence and citizenship programs.

Contact your nearest global office for a free private consultation today.

Antigua and Barbuda
+1 514 288 1997
antigua@henleyglobal.com

Australia
+61 3 8680 2525
australia@henleyglobal.com

Austria
+43 1 361 6110
austria@henleyglobal.com

Canada
+1 514 288 1997
canada@henleyglobal.com

China
+8621 6077 6599
china@henleyglobal.com

Cyprus
+357 2531 1844
cyprus@henleyglobal.com

Grenada
+1 514 288 1997
grenada@henleyglobal.com

Hong Kong
+852 3101 4100
hongkong@henleyglobal.com

India
+91 80 6759 0374
india@henleyglobal.com

Indonesia
+62 21 515 7649
indonesia@henleyglobal.com

Israel
+972 73 284 4500
israel@henleyglobal.com

Latvia
+371 66 05 10 09
latvia@henleyglobal.com

Malaysia
+603 2731 9340
malaysia@henleyglobal.com

Malta
+356 2138 7400
malta@henleyglobal.com

Montenegro
+382 20 674 074
montenegro@henleyglobal.com

Nigeria
+234 12 797 541
nigeria@henleyglobal.com

Pakistan
+9221 3582 6264
pakistan@henleyglobal.com

Philippines
+63 2 8669 2771
philippines@henleyglobal.com

Portugal
+351 213 970 977
portugal@henleyglobal.com

Qatar
+974 4 410 1573
qatar@henleyglobal.com

Singapore
+65 6438 7117
singapore@henleyglobal.com

South Africa
+27 21 850 0524
southafrica@henleyglobal.com

South Korea
+82 2 2008 4664
korea@henleyglobal.com

Spain
+34 93 122 2164
spain@henleyglobal.com

St. Kitts and Nevis
+1 514 288 1997
stkitts@henleyglobal.com

St. Lucia
+1 514 288 1997
stlucia@henleyglobal.com

Switzerland
+41 44 266 22 22
switzerland@henleyglobal.com

Thailand
+662 126 8147
thailand@henleyglobal.com

Türkiye
+90 212 916 3404
turkey@henleyglobal.com

United Arab Emirates
+971 4 392 7722
dubai@henleyglobal.com

United Kingdom
+44 207 823 1010
uk@henleyglobal.com

United States of America
+1 786 233 6668
usa@henleyglobal.com

Uzbekistan
+998 93 141 3375
uzbekistan@henleyglobal.com

Vietnam
+84 28 3827 1797
vietnam@henleyglobal.com

For more information, visit henleyglobal.com/passport-index