

# Guide for drivers

## Centre Douane SIVEP (CDS)

Steps to follow when you are directed to the Centre Douane SIVEP (CDS) after disembarking from a HGV shuttle in France.





On arrival at the CDS, park and take note of your parking space number.



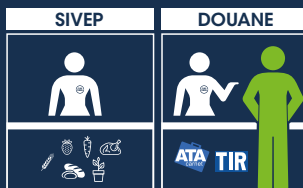
Bring the mandatory documents in your possession and the details of your RDE (Registered Customs Representative) if you have them. Go directly to the drivers' hall.

## DOCUMENTS

- > **CMR and customs documents in your possession**
- > **If you are transporting sanitary or phytosanitary products, bring the sanitary certificate and other documents in your possession.**



Please wait in the relevant queue, **SIVEP** or **Customs**.



A **Eurotunnel Border Service (EBS)** agent will take charge of your case. Please provide him with your vehicle registration number (tractor and trailer). Tell the agent if you will be taking your regulatory break and if so, for how long.

During your break, our agents will continue to deal with your formalities.



## During the inspection

The Eurotunnel Border Service agent will tell you what to do:

- While your documents are being checked, you may be asked to wait in your vehicle or in **Le Truck Village** HGV parking and to be available.
- At the end of the document control phase, the EBS agent will contact you to inform you whether your vehicle should go to the inspection bay to have your goods checked or whether you can continue on your way.



### IMPORTANT

You must leave the CDS parking as soon as the checks are completed. You will be notified when you can leave by the EBS agent.

## Glossary

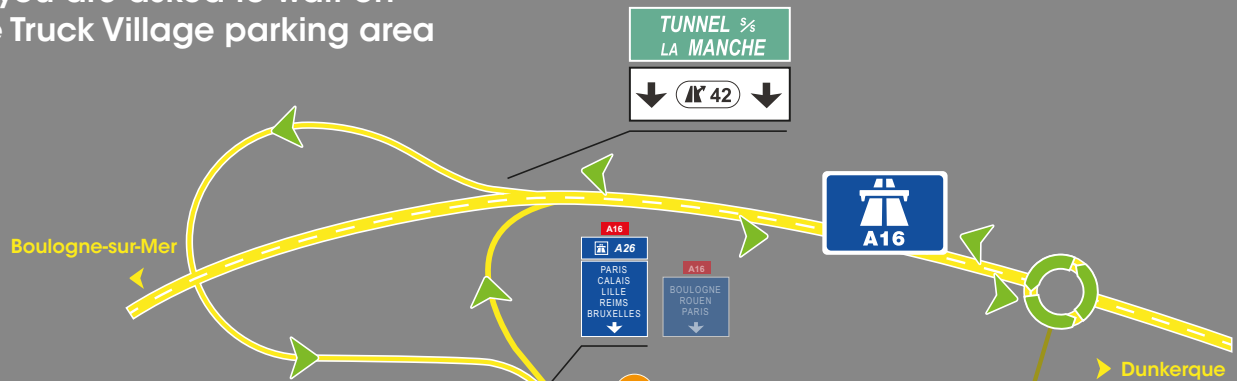
**RDE** : Registered Customs Representative. An organisation that carries out customs formalities on behalf of your transport company or the shipper.

**SIVEP** : Service d'Inspection Vétérinaire Et Phytosanitaire.

**DSCE**: Document Sanitaire Commun d'Entrée - Common Sanitary Entry Document (Health declaration for entry into the EU).



# If you are asked to wait on Le Truck Village parking area



- 1 Leave the SIVEP Customs Centre
- 2 Take the A16 motorway towards CALAIS
- 3 Take exit 42 and head towards Le Truck Village

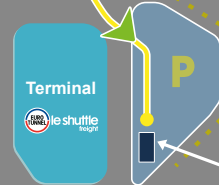
## Upon arrival at Le Truck Village



- 4 Park your vehicle near the formalities building.
- 5 Take note of your parking space number.
- 6 Go to the formalities building to report your arrival
- 7 Our agents will take care of your formalities during your break
- 8 Once the inspection is completed you will be informed and invited to go to the CDS to collect your documents



follow :



## Border facilities

Eurotunnel Border Service agents are available 24/7 to provide information.

[eps@eurotunnel.com](mailto:eps@eurotunnel.com)

