



Be ready to cross the border-14/10/2020





- This presentation is for informational purposes only.
- It does not constitute legal advice - please consult with your own legal counsel for such advice.
- Do not rely on this information without performing your own research.

WEBINAR OBJECTIVES

NO POLITICS



NOT CUSTOMS FOCUSED



**HOW TO CROSS WITH
EUROTUNNEL FROM 01/01/21**



AGENDA

KEY MESSAGES

1

France to UK

2

UK to France

3



KEY MESSAGES

CONTEXT

The **UK** has now left the **EU**

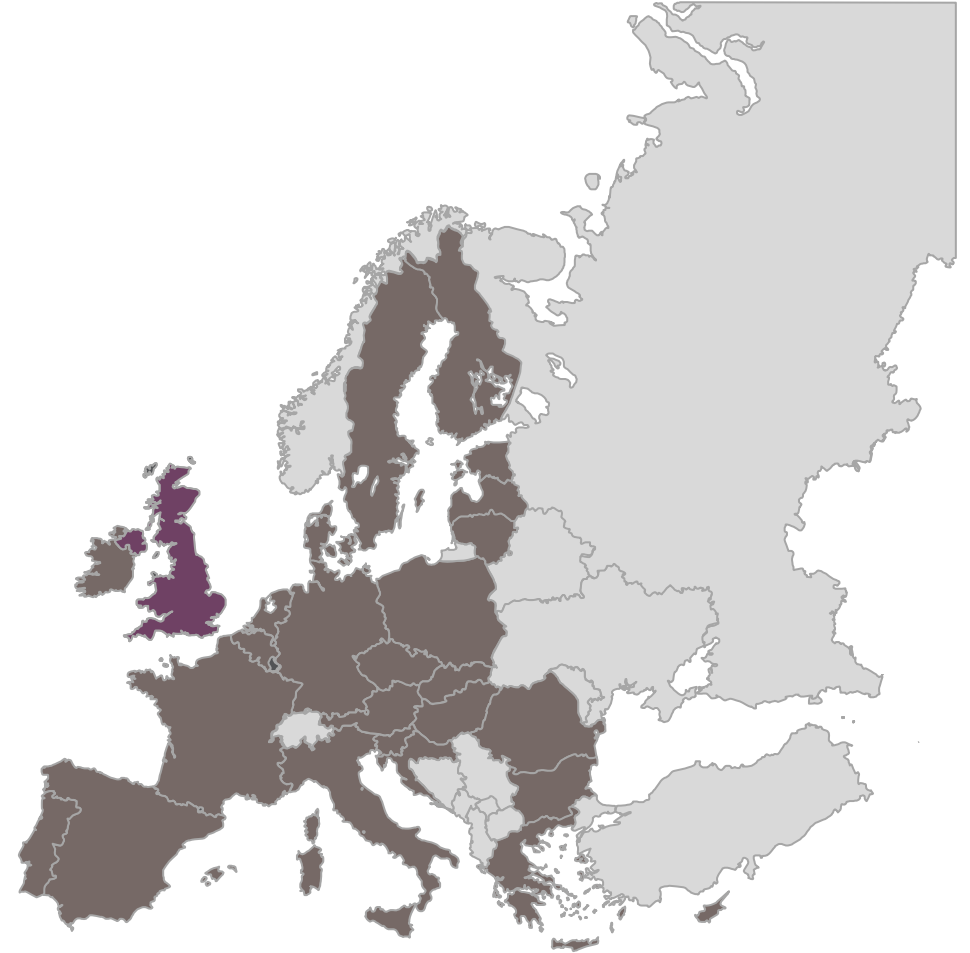
Whatever **deal or no deal**
there will be new requirements to cross the border from 01-01-2021

Formalities are to be done for Export **and** for Import

Formalities are **systematic, inspections** cover only a few % of traffic

The haulier has to ensure that the goods they carry
have completed the necessary formalities **before crossing**

A large part of these formalities will have been done
by the **shippers** or their **customs brokers**



KEY OBJECTIVE

Maintain traffic fluidity



4 years preparation

Eurotunnel has been planning for Brexit to ensure traffic fluidity after the UK Transition period ends on 31st December 2020



Collaboration with the French & UK Authorities

Eurotunnel has developed innovative solutions which allow us to automate the scanning of documents and share information.



47m€ investment

on both terminals providing new and enhanced facilities for border checks

A new dedicated customs office (Centre Douane SIVEP)
A new Export facility building
A new Truck Park (+260 sp)
Pit stop +40% capacity



Staff

Recruitment and training sessions with new specific operational roles created

3 TYPES OF REQUIREMENTS

Customs references

Transit MRN barcodes, Goods Movement Reference – GMR...



E6DCWJB

Mandatory sanitary certificates

for animal & plant products



Safety and security references

ENS, ICS, ECS...



OUR SOLUTION

Eurotunnel Border Pass

Send your information in advance to Eurotunnel through your online booking account before your driver turns up at the terminal

Your vehicle is automatically recognized by the registration number and the driver has nothing to show

or

Turn up

Your driver just turns up at the terminal **with his border references** without sending information in advance

Barcodes need to be presented by the driver and will be scanned at the Pit stop



EUROTUNNEL BORDER PASS

Data sent on-line

account holder can send Export and Import references / barcodes in advance for both directions

Must be associated to a booking

Automatically identified

at the Pit stop by the vehicle's registration numbers associated with the booking

References shared

and sent automatically to FR & UK authorities via the vehicle's registration numbers

No need to show documents

at Pit stop

Your driver can simply pick up the loads without the need to have copies of their customs documents

Save time

There is no need to scan references at the Pit stop

Increases processing speed

Send or amend the references up to 30' before travel

The screenshot shows the 'Create your Border Pass' interface. At the top, there's a navigation bar with 'le shuttle freight' logo, language selection (FR, UK, DE, ES, IT), and a 'Logout' button. Below the navigation, a breadcrumb trail reads 'You are here: Home > Create Border Pass > Create, view or amend'. The main form area is titled 'Create your Border Pass' and contains the following information:

- Booking number: 10238333
- Tractor number: WORK
- Direction: Folkestone to Calais
- Travel date: 31/10/2020

The form is divided into two sections for authorities:

Information for French authorities
Do you have a customs document with a barcode? (transit declaration, import, envelope code...) Yes No
Please enter your barcodes. Provide yourself with a barcode scanner where you can group several barcodes together in a single envelope code in order to save time. [Click here](#) to create your envelope code.

1. FFJDLKQ45454GAHJK	2. GGF457381439BGF	3. VHFJDF4547544554541	4. VBFJKSDG45785423FFD
5. HJKFDG535454158485	6. []	7. []	8. []
9. []	10. []	11. []	12. []

It is imperative that your driver be in possession of a TAD when crossing with Eurotunnel

Are you carrying goods subject to sanitary or phytosanitary control? Yes No [i](#)

Please enter your bar codes. Please obtain a barcode scanner in order to speed up the process

1. QZ874566368FDD4564	2. HJ8FD4DFGVJK456Q	3. BVCJDFIHU567897455	4. 4654VFFDGF5674865
5. 4154GFHS78974FD	6. HGF4567NH468FQV	7. []	8. []
9. []	10. []	11. []	12. []

Are you carrying exclusively fish and/or seafood products? Yes No [i](#)

It is imperative that your driver be in possession of a sanitary certificate when crossing with Eurotunnel

At the bottom right, there are 'Back' and '> Continue' buttons. A small link '> ignore this step' is also visible.

The option to favour



FRANCE TO UK

OVERVIEW





PAF

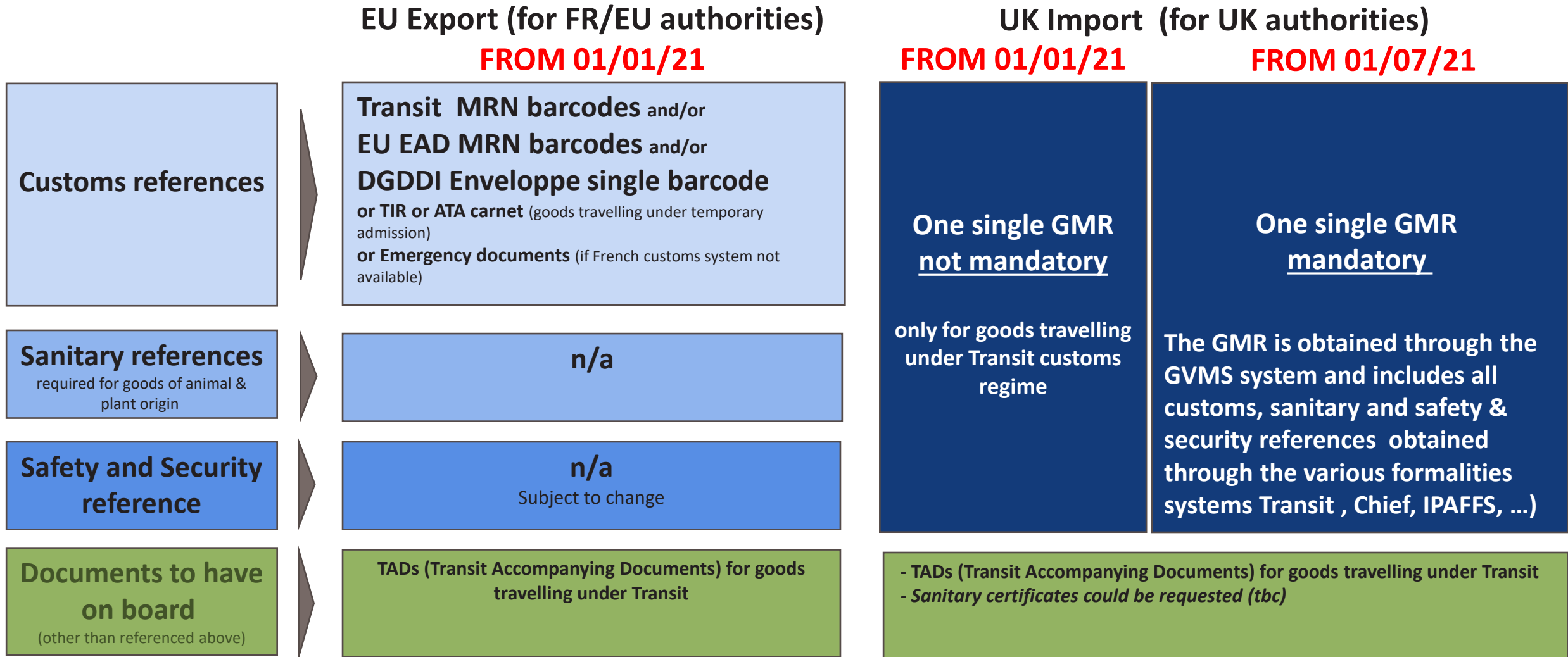
From A16
to UK

UKBF

Boarding area

PIT STOP

DOCUMENTATION REQUIRED FOR CROSSING WITH EUROTUNNEL



*Empty trucks and postal goods have to be declared to Eurotunnel (either in advance or at Pit stop)

*Empty trucks and postal goods also need to have a GMR

AUTOMATIC DETECTION OF BOTH TRACTOR AND TRAILER NUMBERS



PAIRING AT PIT STOP

2 options



Eurotunnel Border Pass
Automatic recognition

or

Barcodes
have to be shown and scanned

data exchanged with UK/FR authorities

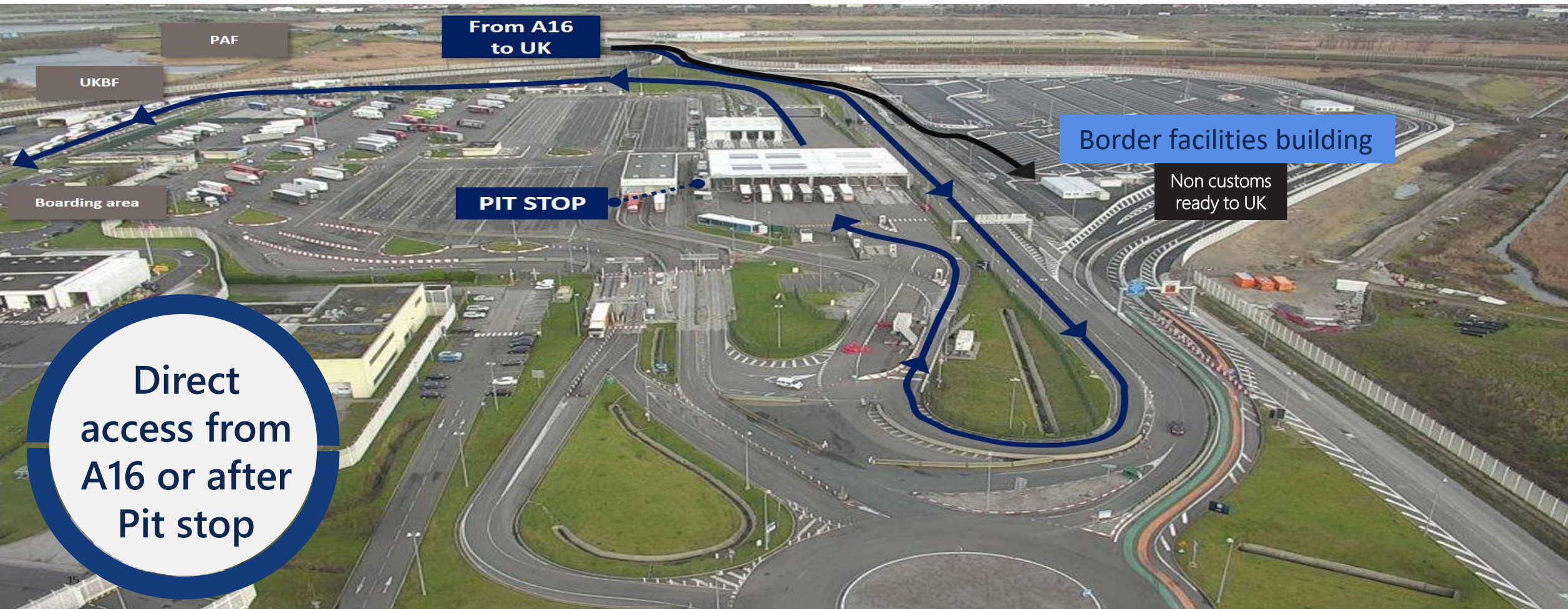
10 LANES

100%
VEHICLES
CHECKED

STAY ON
BOARD



ASSISTANCE ON FRENCH TERMINAL FOR FORMALITIES IF NEEDED



EUROTUNNEL BORDER SERVICE AT BORDER FACILITIES BUILDING

A dedicated Eurotunnel team to assist drivers 24/7



to finalise the FR/EU Export and UK Import formalities



to contact customs brokers (RDE) if needed



to print documents

EBS is the official representative of RDE in contract with Eurotunnel



NO NEED TO STOP ON THE UK TERMINAL AFTER CROSSING



CUSTOMS AND SANITARY CONTROLS IN SEVINGTON



Remote site near Ashford, 9 miles from Eurotunnel on your way to London, just off the motorway (J10a off M20)

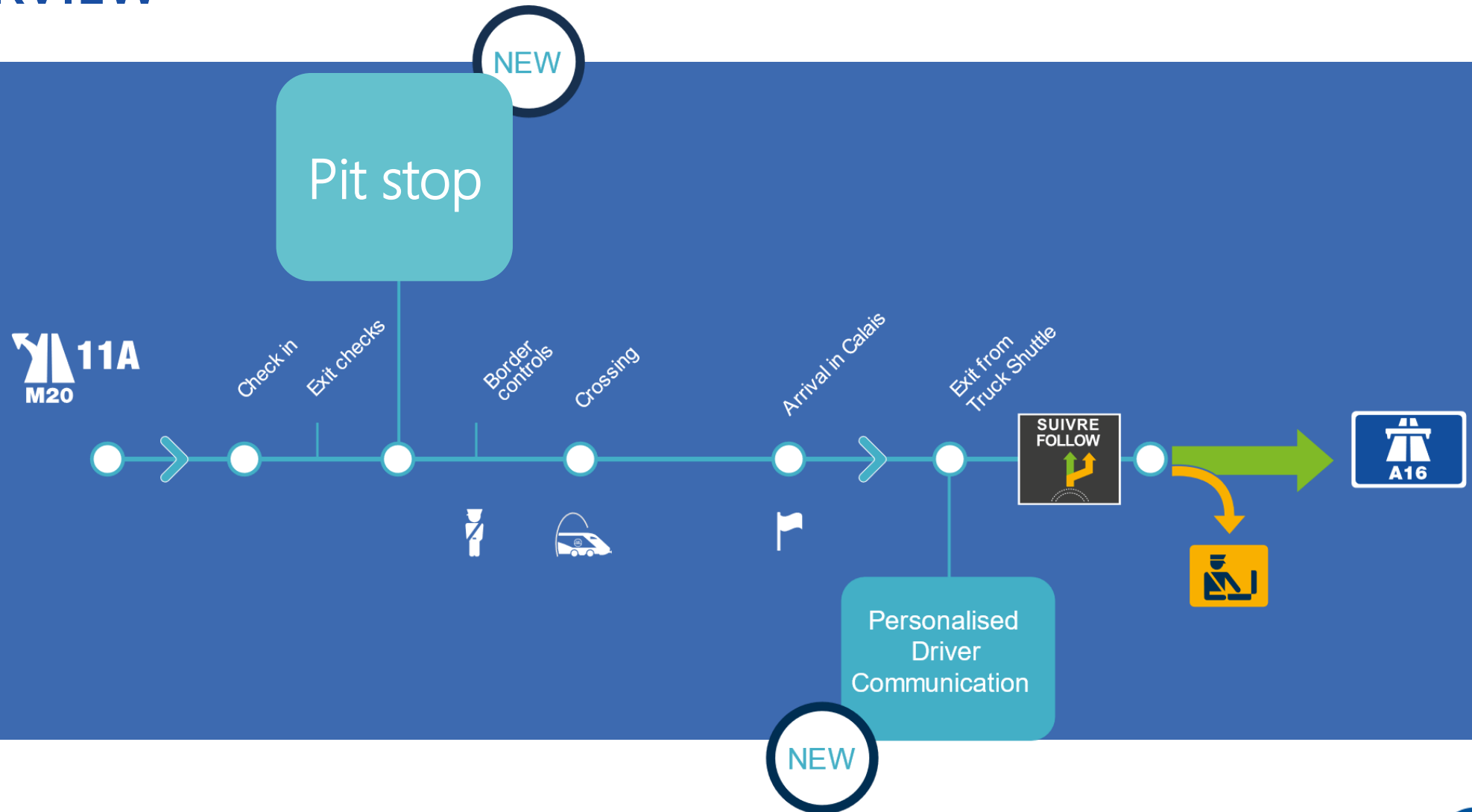
Documentary and physical checks of UK customs/sanitary declarations

The site is operated by UK authorities (HMRC, UKBF, DEFRA...)



UK TO FRANCE

OVERVIEW



DOCUMENTATION REQUIRED FOR CROSSING WITH EUROTUNNEL

UK Export (for UK authorities)

FROM 01/01/21

FROM 01/07/21

EU Import (for FR/EU authorities)

FROM 01/01/21

Customs references

**One single GMR
not mandatory**

**One single GMR
mandatory**

Transit MRNs barcodes and/or
Import Pre-declaration barcodes and/or
Enveloppe code (barcode)
or TIR or ATA carnet (goods travelling under temporary admission)
or **Emergency documents** (if French customs system not available)

Sanitary references

required for goods of animal & plant origin

only for goods travelling under Transit customs regime

The GMR is obtained through GVMS system and includes all customs, sanitary and safety & security references obtained through the various formalities systems Transit , Chief, PAFFS, ...)

DSCE reference (only for advance notification by Eurotunnel Border Pass – not required at Pit stop)

Safety and Security reference

ENS / ICS Declaration
(no need to inform Eurotunnel)

Documents to have on board

(other than references above)

TADs (Transit Accompanying Documents) for goods travelling under Transit

- TADs (Transit Accompanying Documents) for goods travelling under Transit
- **Sanitary Certificates (if not prelodged digitally in TRACES NT by the shipper)**

NB: Empty trucks and postal goods also need to have a GMR

NB: Empty trucks and postal goods have to be declared to Eurotunnel (either in advance or at Pit stop)

AUTOMATIC DETECTION OF BOTH TRACTOR AND TRAILER NUMBERS



PAIRING AT PIT STOP

2 options

Eurotunnel Border Pass
Automatic recognition

or

Barcodes
have to be shown and scanned

data exchanged with UK/FR authorities

8 LANES

100%
VEHICLES
CHECKED

STAY ON
BOARD

FRENCH CUSTOMS STATUS SENT TO EUROTUNNEL DURING CROSSING



PERSONNALISED INFORMATION ON THE FRENCH TERMINAL



Green
Ok for direct exit to A16



Orange
Controls required at the
Customs Office (Centre Douane SIVEP)



STOP AT THE CENTRE DOUANE SIVEP IF VEHICLE SELECTED IN ORANGE

No parking after
formalities
completed



EUROTUNNEL BORDER SERVICE AT CENTRE DOUANE SIVEP

A dedicated Eurotunnel team to assist drivers 24/7

**to facilitate customs
and sanitary inspections**

**provide on-site representation
for Customs Brokers
under contract with Eurotunnel**

**to finalise or amend
FR/EU Import formalities
(customs and sanitary)**

**EBS is
the official
representative of
RDE under contract
with Eurotunnel**

NEXT STEPS

Keep informed with our Brexit updates on [eurotunnel.com](https://www.eurotunnel.com)

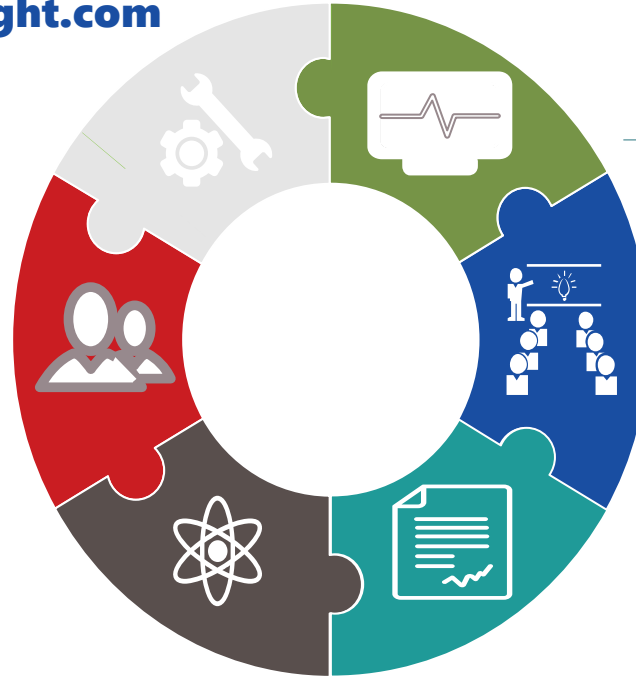
Get prepared for 01/01/21

Share & train your teams and drivers

Continue to send your questions
<https://www.research.net/r/eurotunnel-webinars-qa>

Participate in webinars organized by the authorities

Contact your Eurotunnel account manager



ASK YOUR QUESTIONS

<https://www.research.net/r/eurotunnel-webinars-qa>



The answers will be available on our website:
<https://www.eurotunnelfreight.com/brexit-information-and-updates/>



Thank you