



Be ready to cross the border
From 01/01/2022



le shuttle
freight

AGENDA

KEY MESSAGES

1

France to UK

2

UK to France

3

Eurotunnel Border Service

4

Eurotunnel Border Pass

5

Appendix

6



KEY MESSAGES

CONTEXT

The **UK** has now left the **EU**

Since 01/01/2021 EU requirements are in place

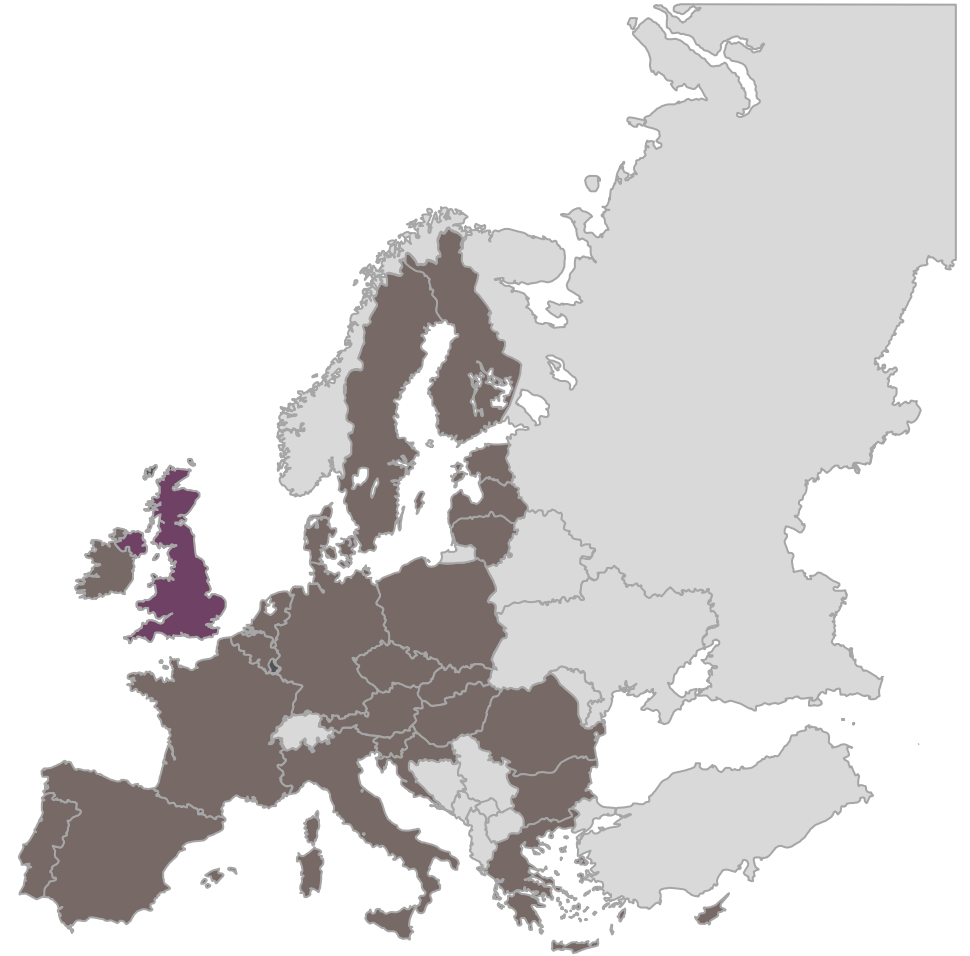
New UK requirements to cross the border are planned from **01-01-2022**

Formalities are to be done for Export **and** for Import

Formalities are **systematic**
Inspections cover only a few % of traffic

The haulier has to ensure that the goods they carry have completed the necessary formalities **before crossing**

A large part of these formalities will have been done by the **shippers** or their **customs brokers**



KEY OBJECTIVE

Our fluidity is maintained



On going collaboration with the French & UK Authorities

Eurotunnel has implemented Smart Border solution to collect the documents required and share information with both authorities



Eurotunnel Border Services team

dedicated Eurotunnel team to assist drivers 24/7 if needed with the formalities and the references required for boarding



Eurotunnel Border Pass


Eurotunnel has developed an innovative solution to collect in advance the border documents required to cross the border in the most efficient way

EU REQUIREMENTS SINCE 01/01/2021

EU Import & Export

Customs formalities

MRN barcodes, TAD, EAD, Logistics envelope, Import declaration, ATA/Tir carnet



E6DCWJB

EU Import

DSCE formalities + sanitary certificates

for SPS goods



EU Import

Safety and security declarations

ICS/ENS declarations



NEW UK REQUIREMENTS

1 October 2021	1 January 2022	1 July 2022
(DRIVER) Passport required for all people entering the UK	(HAULIER) <u>Goods Movement Reference (GMR)</u> required for all Eurotunnel movements including empty trucks, FOCA and CAFO	(HAULIER) <u>Entry summary declarations</u> (ENS) become mandatory - CAFO
(HAULIER) EXS (Exit Safety & Security) declarations must be completed where required - FOCA	Sevington IBF becomes operational for Eurotunnel customs inspection. Drivers receive a green (no control, proceed to motorway) or orange (proceed to Sevington) message on board the Club Car AMCs for customs controls.	Sevington IBF becomes operational for SPS traffic. Physical checks on POAO, ABP, HRFNAO, certain plants and plant products, and live animals come into force.
	(TRADER) Pre-notification required for <u>products of animal origin (POAO)</u> , <u>animal by-products (ABP)</u> and <u>high risk food and feed not of animal origin (HRFNAO)</u> via IPAFFS. Documentary checks on these completed remotely by the relevant body - CAFO	(TRADER) <u>Health certificates</u> (EHCs) for relevant SPS goods required - CAFO
	(TRADER) Pre-notification required for <u>certain plant/plant products</u> via PEACH - CAFO	(TRADER) <u>Phytosanitary certificates</u> required for certain plant/plant products - CAFO

WHO?

WHAT?

WHERE/HOW?

FOR WHOM?

**TRADER,
SHIPPER**
(or customs
brokers/RDE)

**TAD
EAD
Import pre-decl.
ATA / TIR carnet
Sanitary formalities**

**NCTS/NSTI
CHIEF/DELTA
CHIEF/DELTA
special ATA/TIR link
IPAFFS/TRACES NT**

**HMRC/DGDDI
HMRC/DGDDI
HMRC/DGDDI
HMRC/DGDDI
DEFRA/DGAL**

HAULIER

**Eurotunnel Border Pass
GMR
Safety & Security ref**

**Eurotunnel account
GVMS*
CHIEF/ENS/S&S GB**

**Eurotunnel
HMRC
HMRC/DGDDI**

*GVMS <https://developer.service.hmrc.gov.uk/guides/gvms-end-to-end-service-guide/>

OUR SOLUTION

Eurotunnel Border Pass

Send your information in advance to Eurotunnel through your online booking account before your driver turns up at the terminal


Your vehicle is automatically recognized by the registration number and the driver has nothing to show

or

Turn up

Your driver just turns up at the terminal **with his border references** without sending information in advance

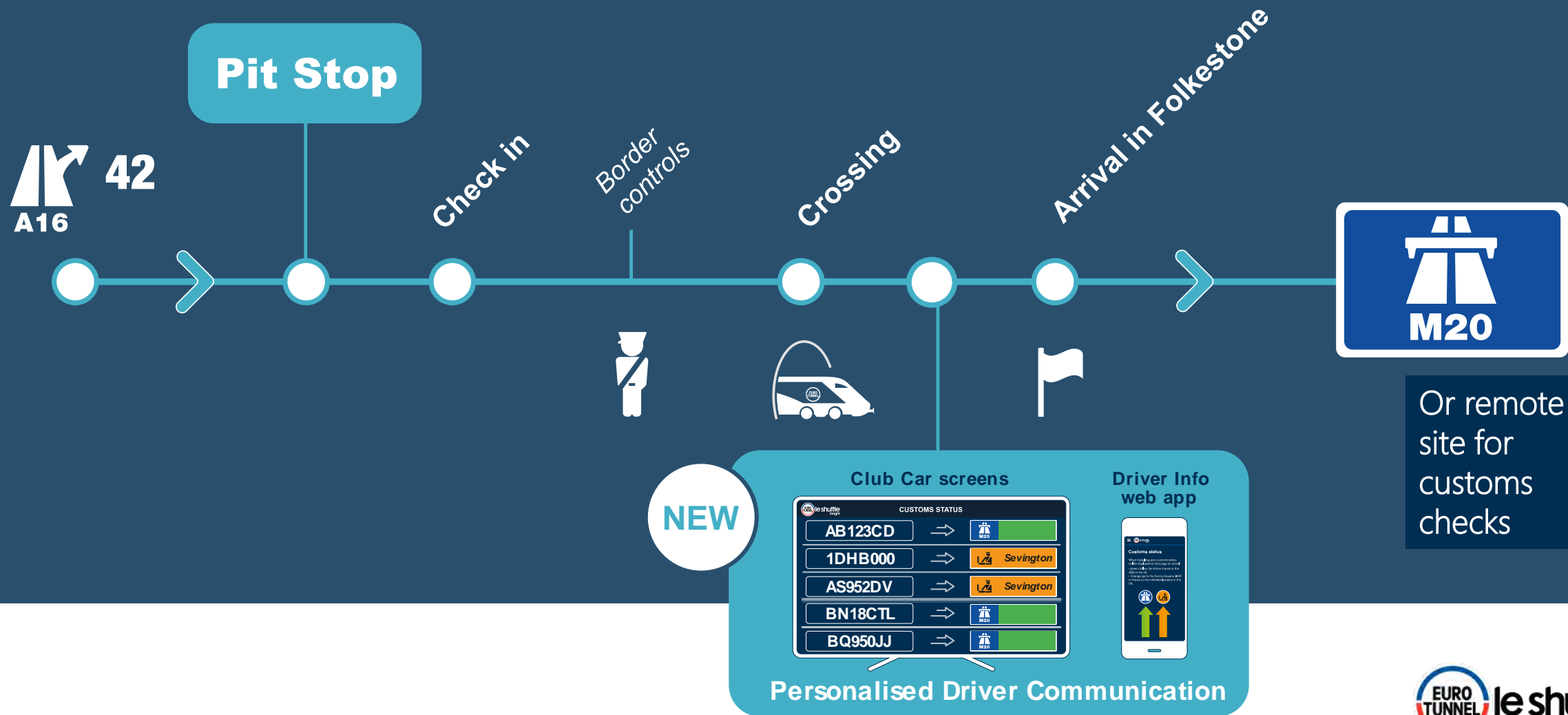
Barcodes need to be presented by the driver and will be scanned at the Pit Stop





FRANCE TO UK

OVERVIEW





PAF

From A16
to UK

UKBF

Boarding area

PIT STOP

DOCUMENTATION REQUIRED FOR CROSSING WITH EUROTUNNEL

EU Export (for FR/EU authorities)

FROM 01/01/21

Transit MRN barcodes and/or
EU EAD MRN barcodes and/or
Logistics envelope
 or TIR or ATA carnet (goods travelling under temporary admission)
 or Emergency documents (if French customs system not available)

n/a

n/a

TADs (Transit Accompanying Documents) for goods travelling under Transit

UK Import (for UK authorities)

FROM 01/01/22

One single GMR
mandatory

GMR obtained via GVMS
 and must include all
 customs references

n/a

TBC by Defra

- TADs (Transit Accompanying Documents) for goods travelling under Transit
 - From 1 July 2022 – *physical, original copies of Export Health Certificates for goods that require them*

FROM 01/07/22

One single GMR
mandatory

GMR obtained via GVMS
 and must include all
 customs + safety and
 security references

Customs references

Safety and Security reference

Sanitary references
 required for goods of animal & plant origin

Documents to have on board
 (other than referenced above)

*Empty trucks and postal goods have to be declared to Eurotunnel (either in advance or at Pit stop)

*Empty trucks and postal goods also need to have a GMR

DOCUMENTS REQUIRED TO TRAVEL CAFO BY FRENCH AUTHORITIES

To show

EU EXPORT DECLARATION

LOGISTICS ENVELOPE

EU TRANSIT OR COMMON TRANSIT ACCOMPANYING DOCUMENT

Not to show

UK EXPORT DECLARATION

SAFETY AND SECURITY DOCUMENT

Customs documents with a barcode



Mandatory documents if you are carrying goods (except postal goods only):

- a Transit Accompanying Document (TAD):
18 characters *and*
- an EU Export Accompanying Document (EAD):
18 digits *and/or*
- a Logistics envelope:
7 characters starting with **E**



The documents listed below are NOT to be shown at the FR Pit stop (or sent via the Border Pass):

- an UK Export Accompanying Document (EAD):
18 characters with an **X** as the 7th character
- a Safety and Security Document (SDD):
18 characters with an **S** as the 5th character

DOCUMENTS REQUIRED TO TRAVEL CAFO BY UK AUTHORITIES

**Present this goods movement
reference at the port**

GMR A 000N 9KFF



Planned route

Calais to Folkestone (Eurotunnel)

One single GMR to be presented

12 characters long, starts with GMR

<https://www.gov.uk/guidance/get-a-goods-movement-reference>

AUTOMATIC DETECTION OF BOTH TRACTOR AND TRAILER NUMBERS



PAIRING AT PIT STOP

2 options



Eurotunnel Border Pass

Dedicated lanes and Automatic recognition



10 LANES

or



Barcodes

have to be shown and scanned









data exchanged with UK/FR authorities

100%
VEHICLES
CHECKED

STAY ON
BOARD



UK CUSTOMS STATUS INFORMATION IN CLUB CAR

CUSTOMS STATUS		
AB123CD	➡	 
1DHB000	➡	 <i>Sevington</i>
AS952DV	➡	 <i>Sevington</i>
BN18CTL	➡	 
BQ950JJ	➡	 

UK CUSTOMS STATUS INFORMATION IN DRIVER WEB APP



Download the web app

driver.eurotunnelfreight.com

NO NEED TO STOP ON THE UK TERMINAL AFTER CROSSING



UK CUSTOMS AND SANITARY CONTROLS IN SEVINGTON



Remote site near Ashford, 9 miles from Eurotunnel on your way to London, just off the motorway (J10a off M20, with signposts to the site)

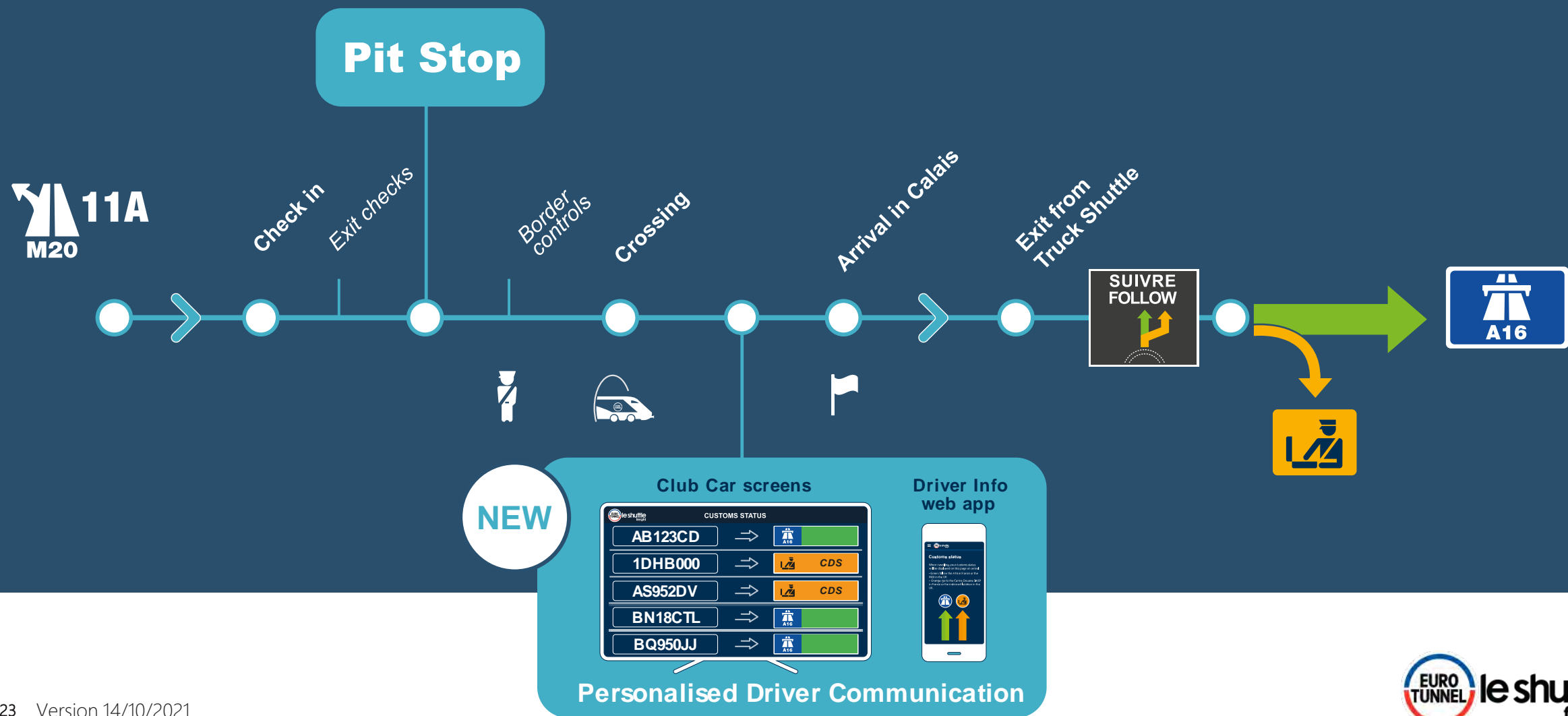
The site is operated by the UK authorities (HMRC, UKBF, DEFRA...)

Customs checks will be in place from 01/01/2022,
SPS checks will be in place from 01/07/2022



UK TO FRANCE

OVERVIEW



DOCUMENTATION REQUIRED FOR CROSSING WITH EUROTUNNEL

UK Export (for UK authorities)

FROM 01/01/2022

FROM 01/07/2022

Customs references

**One single GMR
mandatory**

**A GMR is obtained through
GVMS and must contain all
customs references**

**One single GMR
mandatory**

**A GMR is obtained through
GVMS and must contain all
customs references**

**Safety and Security
reference**

EXS declaration (if required) to go in GMR

Sanitary references
required for goods of animal &
plant origin

TBC by Defra

**Documents to have
on board**
(other than references above)

**TADs (Transit Accompanying Documents) for goods travelling
under Transit**

EU Import (for FR/EU authorities)

FROM 1 January 2021

**Transit MRNs barcodes and/or
Import Pre-declaration barcodes and/or
Enveloppe code (barcode)**
or TIR or ATA carnet (goods travelling under temporary
admission)
or Emergency documents (if French customs system not
available)

ENS / ICS Declaration
(no need to inform Eurotunnel)

DSCE reference (only for advance notification by
Eurotunnel Border Pass – not required at Pit stop)

**- TADs (Transit Accompanying Documents) for goods
travelling under Transit**
**- Sanitary Certificates (if not prelodged digitally in
TRACES NT by the shipper)**

DOCUMENTS REQUIRED TO TRAVEL FOCA BY FRENCH AUTHORITIES

To show

EU IMPORT DECLARATION

COMMON TRANSIT ACCOMPANYING DOCUMENT

EU TRANSIT ACCOMPANYING DOCUMENT

LOGISTICS ENVELOPE

Not to show

UK EXPORT DECLARATION

SAFETY AND SECURITY DOCUMENT

Customs documents with a barcode



Mandatory documents if you are carrying goods (except postal goods only):

- a Transit Accompanying Document (TAD):
18 characters *and/or*
- an EU Import declaration
("Déclaration douane anticipée"):
10 digits *and/or*
- a Logistics envelope:
7 characters starting with E



The documents listed below are NOT to be shown at the UK Pit stop (or sent via the Border Pass):

- an UK Export Accompanying Document (EAD):
18 characters with an X as the 7th character
- a Safety and Security Document (SDD):
18 characters with an S as the 5th character

DOCUMENTS REQUIRED TO TRAVEL FOCA BY UK AUTHORITIES

**Present this goods movement
reference at the port**

GMR A 000N 9KFF



Planned route

Calais to Folkestone (Eurotunnel)

One single GMR to be presented

12 characters long, starts with GMR

<https://www.gov.uk/guidance/get-a-goods-movement-reference>

AUTOMATIC DETECTION OF BOTH TRACTOR AND TRAILER NUMBERS



PAIRING AT PIT STOP

2 options

Eurotunnel Border Pass
Automatic recognition

or

Barcodes
have to be shown and scanned

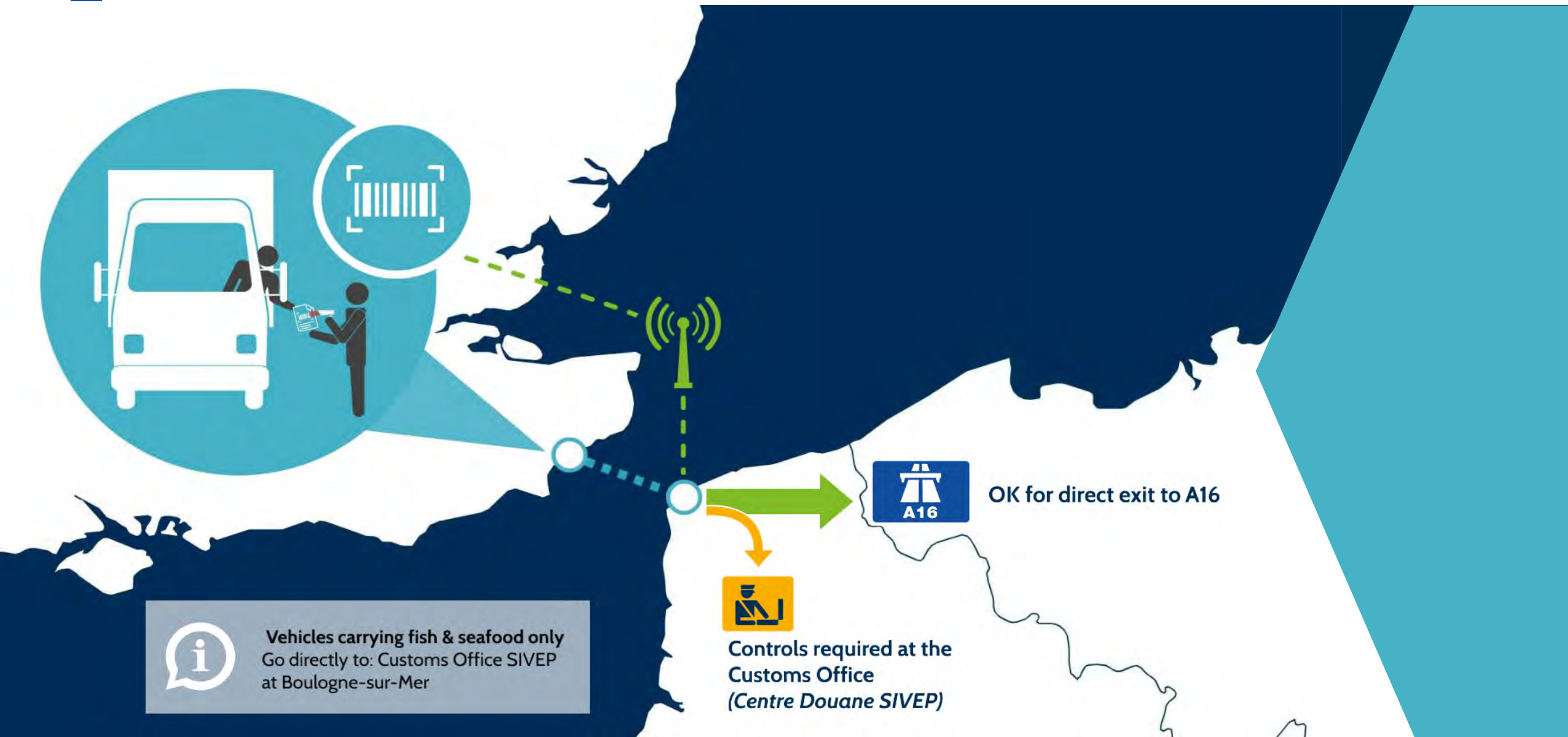
data exchanged with UK/FR authorities

10 LANES











100%
VEHICLES
CHECKED

STAY ON
BOARD

FRENCH CUSTOMS STATUS SENT TO EUROTUNNEL DURING CROSSING



FR CUSTOM STATUS INFORMATION IN CLUB CAR

CUSTOMS STATUS		
AB123CD	⇒	 
1DHB000	⇒	 
AS952DV	⇒	 
BN18CTL	⇒	 
BQ950JJ	⇒	 

PERSONALISED INFORMATION ON THE FRENCH TERMINAL



Green
Ok for direct exit to A16



Orange
Controls required at the
Customs Office (Centre Douane SIVEP)



FR CUSTOMS STATUS INFORMATION IN DRIVER WEB APP



Download the web app

driver.eurotunnelfreight.com

STOP AT THE CENTRE DOUANE SIVEP IF VEHICLE SELECTED IN ORANGE

No parking after
formalities
completed

4

EUROTUNNEL BORDER SERVICE

EUROTUNNEL BORDER SERVICE

A dedicated Eurotunnel team to assist drivers 24/7 at the Centre Douane –SIVEP on the French Terminal for inspections related to import to EU

to welcome drivers and coordinate with customs Brokers and Authorities

to provide handling and logistics services to Customs Brokers for inspections

to provide Customs and SIVEP clerk services to Customs Brokers in contract with EBS

EBS is the official representative of RDE under contract with Eurotunnel



EUROTUNNEL BORDER SERVICE

A dedicated Eurotunnel team to assist drivers 24/7 if needed with the formalities and the references required for boarding



On the UK terminal assistance is given after check-in for non customs ready – Import to EU



On the French terminal assistance is given at the Truck Village and at parking P16 for trucks rejected at Pit Stop



ASSISTANCE ON FRENCH TERMINAL FOR FORMALITIES : 2 LOCATIONS



ASSISTANCE ON FRENCH TERMINAL FOR FORMALITIES : 2 LOCATIONS



PAF

UKBF

Non customs
ready to UK

Boarding area

Access after
Pit stop

EUROTUNNEL PARTNERS



They are customs procedure management software specialists. They ensure the electronic exchange of data between a transport company and the customs authorities.

Conex ICS/ENS déclarations - EXS declarations - GVMS

Akanea ICS/ENS déclarations

TransitNet from SGS ensures that complex procedures are made simple for its customers by providing a "all-in-one" solution for **customs Transits** and facilitating the process to cross borders.

With the **UK Landbridge package**, SGS TransitNet can assist you with the smooth management of customs declarations for customers who export and import between Ireland and Continental Europe.



EUROTUNNEL BORDER PASS

EUROTUNNEL BORDER PASS BENEFITS



A reliable and efficient border crossing

account holder can send the information is directly submitted from your support teams and available in our systems on arrival.

Drivers do not have to present any border documents at Pit Stops.

Guarantee that data is sent to authorities

A flexible and convenient tool

A Border Pass can be created in advance and/or amended up to 30 minutes before arrival on our terminal.

It includes information for both EU and UK authorities and in both directions.

Control in advance of formalities & GMR validity

A fast & hassle-free journey

Drivers save a considerable amount of time on the terminals as their vehicles are automatically identified on arrival.

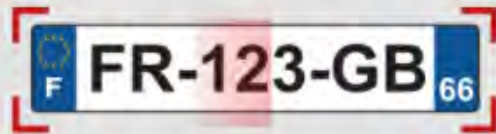
Dedicated lanes at Pit Stop

Easy and no stress

New UK requirements with GMR will be included from 01/01/2022 in both directions

EUROTUNNEL BORDER PASS - HOW DOES IT WORK ?

1. Simply log on to your online account at eurotunnelfreight.com, click on "Border Pass".
2. Enter your border data (MRN...) and sanitary certificate for SPS goods by linking it to a booking or a vehicle registration number.
3. Once your Border Pass is validated, you will receive a unique Border Pass reference.
4. A confirmation email is sent and can also be sent to the driver by SMS.
5. On arrival at Pit stop, the driver does not need to present any documents. Vehicles are automatically recognised as well as the relevant border information already available in our systems.
6. Border data are therefore automatically sent to the relevant authorities.
7. During the crossing, the information linked to the vehicle's registration number is processed. The relevant customs status is then provided with the route to be followed on arrival.



The option to favour / EDI solution available

Vehicle tracking My crossings Terminal info Capacity allowance Dangerous goods Border Pass Useful Information My invoicing

You are here: Home > Border Pass > Create, view or amend

Create your Border Pass

Booking number: 10266716 Direction: Folkestone to Calais
Truck number: TEST999 Travel date: 15/10/2021

Information for French authorities

Do you have a customs document with a barcode? (transit declaration, import, envelope code...) ☒ Yes ☐ No

Please enter your barcodes (up to 200 entries maximum).
Provide yourself with a barcode scanner to speed up the process.
If you have more than 200 barcodes, these barcodes should be grouped together in a single envelope code. [Click here](#) to create your envelope code

1. 2100273332 2. 21GB00008412A4B820 3. 4. +

Your driver must be in possession of a TAD for goods travelling under CTC when crossing with Eurotunnel

Are you carrying goods subject to sanitary or phytosanitary control? ☒ Yes ☐ No

Please enter your DSCE references.
Important: you must enter the DSCE references in box 44 of your customs declaration.

1. CHEDPFR.2021.0001670 2. 3. 4. +

Are you carrying exclusively fish and/or seafood products? ☐ Yes ☒ No

> ignore this step

Back Continue

EUROTUNNEL BORDER PASS – TRACKING & STATEMENT

Do a research, export in excel file
& have a statement

- Search by:
- booking
 - border pass number
 - registration tractor plate number
 - by period

Border Pass History

Border Pass Search

Search criteria: ☒ By booking / Border Pass ☐ By truck number ☐ By period

Booking / BP number:

Crossing information

Booking number: 54264080
Planned date of travel: 01/10/2021
Tractor: CNA18458

Direction: Folkestone - Calais
Crossing date and time (CET): 30/09/2021 14:04
Trailer: OL39PD

Customs information

Border Pass: OF54264080

Use of your Border Pass with the authorities

Pairing and transmission
Succeeded

Boarding notification
Succeeded

Arrival notification
Succeeded

Subject to controls at CDS
Yes

The above information is available once the truck has left Eurotunnel


Your Border Pass contents

Documents with bar codes:
21FR000100255215A5

Goods subject to sanitary or phytosanitary checks: Yes

Your DSCE references:
CHEDP.FR.2021.0093962

Exclusive transport of seafood products: No



User action history

Action	Date/time	User
Creation	30/09/2021 10:43	DOUANE

Statement



LOGISTICS

Netherlands

01/10/2021

CERTIFICATE

Crossing information

Booking number: 54264080
Planned date of travel: 01/10/2021
Tractor: CNA18458

Direction: Folkestone - Calais
Crossing date and time (CET): 30/09/2021 14:04
Trailer: OL39PD

Customs information

Border Pass: OF54264080

Use of your Border Pass with the authorities

Pairing and transmission
Succeeded

Boarding notification
Succeeded

Arrival notification
Succeeded

Subject to controls at CDS
Yes

Your Border Pass contents

Documents with bar codes:
21FR000100255215A5

Goods subject to sanitary or phytosanitary checks: Yes

Your DSCE references:
CHEDP.FR.2021.0093962

Exclusive transport of seafood products: No



APPENDIX

Acronyms

1

**Logistics
envelope**

1

**Reusable
packaging /
Carnet ATA/TIR**

2

**CDS Driver
guide**

3

**Customs
document**

4

ACRONYMS

Authorities

UK / FR: United Kingdom / France
EU: European Union

DGDDI: Direction Générale des Douanes et Droits Indirects (FR customs)

HMRC: Her Majesty's Revenue and Customs (UK customs)

DEFRA: Department for Environment, Food and Rural Affairs (UK government)

SIVEP: Service d'Inspection Vétérinaire et Phytosanitaire (FR government)

UKBF: UK Border Force
PAF: Police de l'Air et des Frontières

RDE: Représentant en Douane Enregistré (Customs agent)

CDS: Centre Douane SIVEP (customs and sanitary inspections offices Eurotunnel terminal France)

IBF: Inland Border Facility (customs and sanitary inspections offices in the UK – Sevington and other sites)

Declaration/barcodes

GMR: Goods Movement Reference
MRN: Movement Reference Number

EAD: Export Accompanied Declaration
IAD: Import Accompanied Declaration

ATA carnet: Admission temporaire/Temp. Admission /
TIR carnet: Transport International Routier

DSCE: Document Sanitaire Commun d'Entrée (EU sanitary declaration)

CHED: Common Health Entry Document = DSCE

ENS: Entry Summary Declaration (can be UK and FR)

TAD: Transit Accompanying Document

Eurotunnel

EBS: Eurotunnel Border Service
EBP: Eurotunnel Border Pass

Systems

CHIEF: Customs Handling of Import & Export Freight (UK customs system)

DELTA: Dédouanement En Ligne par Transmission Automatisée (FR customs system)

GVMS: Goods Vehicle Movement Service (UK system)

TRACES: TRAded Control and Expert System for animal & plant origin products (EU system)

IPAFFS: Import of Products, Animals, Food and Feed System (UK System)

PEACH: Procedure for Electronic Application for Certificates (UK System)

ICS: Import Control System (FR system for Safety & Security declaration)

ECS: Export Control System (FR system for Safety & Security declaration)

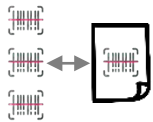
S&S GB: Safety and Security GB (UK system for entry Safety and Security declaration)

NSTI: Nouveau Système de Transit Informatisé (Transit)
NCTS: New Computerized Transit System

LOGISTICS ENVELOPE



A web interface accessible by phone or computer



A grouping of declarations by scanning the barcodes of the different declarations



The logistic envelope can be modified to remove or add declarations until the time of pairing



It allows the security of data by anonymizing the declaration(s) it contains



A unique barcode to speed the pairing process while ensuring data completeness

CREATE ENVELOPE

Create an envelope of declarations or envelopes that will be transported in the same transport unit (truck, trailer, etc.). At check-in of the transport unit, the driver will be able to present the barcode of this envelope and will not have to present all the declarations or envelopes.

Declarations and envelopes

MBN no declaration number no envelope number

+ Add declaration or envelope

Add from barcode

Save

ENVELOPE DETAILS

The barcode of the envelope must be presented at the check-in of the transport unit. Be sure to provide it to the driver.

Reference : ESV68Z6



Declarations

1900296202

1900296216

1900296219

<https://www.douane.gouv.fr/enveloppe/en/enveloppe>

REUSABLE PACKAGING

Rules for FR authorities

<https://www.douane.gouv.fr/sites/default/files/2021-02/26/Preparing-for-brex-it-French-customs-guidelines.pdf>

Rules for UK authorities

<https://www.gov.uk/guidance/declaring-reusable-packaging-for-great-britain-imports-and-exports>

CARNET ATA/TIR

From EU > UK

1. Declare your ATA carnet at the **French Pit stop** if not already confirmed in your Border Pass
2. Present it at the **French Customs booth** located just after check-in where it will be stamped
3. On arrival in the UK, your ATA carnet can be stamped either at Stop 24 (M20 junction 11), Sevington Inland Border Facility (M20 junction 10) or any of the UK sites listed below.

From UK > EU

1. You must get your ATA carnet stamped at the relevant inland border facility **before** you arrive at the Eurotunnel Folkestone terminal (the closest to our terminal is Sevington Inland Border Facility).
2. Declare your ATA carnet at the **UK Pit stop** if not already confirmed in your Border Pass
3. **On arrival in France**, you will automatically be directed via the orange itinerary to the **Centre Douane SIVEP** where your ATA carnet will be stamped.

CDS DRIVER GUIDE

P On arrival at the CDS, park and take note of your parking space number.

📄 Bring the mandatory documents in your possession and the details of your RDE (Registered Customs Representative) if you have them. Go directly to the drivers' hall.

DOCUMENTS

- CMR and customs documents in your possession
- If you are transporting sanitary or phytosanitary products, bring the sanitary certificate and other documents in your possession.



⌚ Please wait in the relevant queue, **SIVEP** or **Customs**.



EA-728-B A Eurotunnel Border Service (EBS) agent will take charge of your case. Please provide him with your vehicle registration number (tractor and trailer). Tell the agent if you will be taking your regulatory break and if so, for how long. During your break, our agents will continue to deal with your formalities.

🕒 During the inspection

The **Eurotunnel Border Service** agent will tell you what to do:

- While your documents are being checked, you may be asked to wait in your vehicle or in **Le Truck Village** HGV parking and to be available.
- At the end of the document control phase, the EBS agent will contact you to inform you whether your vehicle should go to the inspection bay to have your goods checked or whether you can continue on your way.



IMPORTANT

You must leave the CDS parking as soon as the checks are completed. You will be notified when you can leave by the EBS agent.

Glossary

RDE : Registered Customs Representative. An organisation that carries out customs formalities on behalf of your transport company or the shipper.

SIVEP : Service d'Inspection Vétérinaire Et Phytosanitaire.

DSCE: Document Sanitaire Commun d'Entrée - Common Sanitary Entry Document (Health declaration for entry into the EU).

114

Transit

Import
Pré-déclarattion

FAD

Logistics envelope

Carnet
ATA

- Liste de tableaux des marchandises sont énumérées.
- Chaque marchandise est identifiée par un numéro.
- Aucune modification ni aucun ajout ne sont possibles après validation par les Gouvernes de la zone H de la couverture.

CARNI
6 volets

NCTS FALLBACK PROCEDURE
NO DATA AVAILABLE IN THE SYSTEM
INITIATED ON _____
(Date/hour)

If french customs
system is not
available