



Be ready to cross the border

Update 09/11/2020



AGENDA

KEY MESSAGES

1

France to UK

2

UK to France

3

Appendix

4



KEY MESSAGES

CONTEXT

The **UK** has now left the **EU**

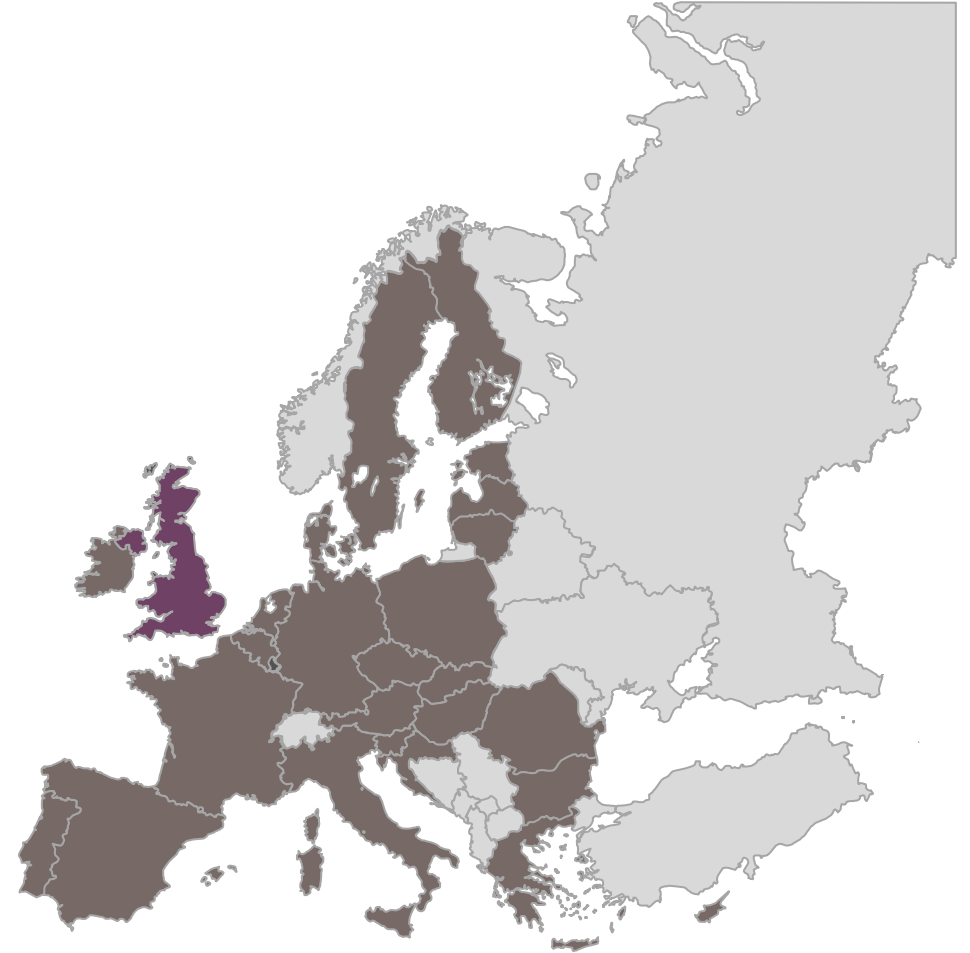
Whatever **deal or no deal**
there will be new requirements to cross the border from 01-01-2021

Formalities are to be done for Export **and** for Import

Formalities are **systematic, inspections** cover only a few % of traffic

The haulier has to ensure that the goods they carry
have completed the necessary formalities **before crossing**

A large part of these formalities will have been done
by the **shippers** or their **customs brokers**



KEY OBJECTIVE

Maintain traffic fluidity



4 years preparation

Eurotunnel has been planning for Brexit to ensure traffic fluidity after the UK Transition period ends on 31st December 2020



Collaboration with the French & UK Authorities

Eurotunnel has developed innovative solutions which allow us to automate the scanning of documents and share information.



47m€ investment

on both terminals providing new and enhanced facilities for border checks

A new dedicated customs office (Centre Douane SIVEP)
A new Export facility building
A new Truck Park (+260 sp)
Pit stop +40% capacity




Staff

Recruitment and training sessions with new specific operational roles created

3 TYPES OF REQUIREMENTS

Customs references

Transit MRN barcodes, Goods Movement Reference – GMR...



E6DCWJB

Mandatory sanitary certificates

for animal & plant products



Safety and security references

ENS, ICS, ECS...



ACRONYMS

Authorities

UK / FR: United Kingdom / France
EU: European Union

DGDDI: Direction Générale des Douanes et Droits Indirects (FR customs)

HMRC: Her Majesty's Revenue and Customs (UK customs)

DEFRA: Department for Environment, Food and Rural Affairs (UK government)

SIVEP: Service d'Inspection Vétérinaire et Phytosanitaire (FR government)

UKBF: UK Border Force
PAF: Police de l'Air et des Frontières

RDE: Représentant en Douane Enregistré (Customs agent)

CDS: Centre Douane SIVEP (customs and sanitary inspections offices Eurotunnel terminal France)

Declaration/barcodes

GMR: Goods Movement Reference
MRN: Movement Reference Number

EAD: Export Accompanied Declaration
IAD: Import Accompanied Declaration

ATA carnet: Admission temporaire/Temp. Admission /
TIR carnet: Transport International Routier

DSCE: Document Sanitaire Commun d'Entrée (EU sanitary declaration)

ENS: Entry Summary Declaration (can be UK and FR)

TAD: Transit Accompanying Document

Eurotunnel

EBS: Eurotunnel Border Service
EBP: Eurotunnel Border Pass

Systems

CHIEF: Customs Handling of Import & Export Freight (UK customs system)

DELTA: Dédouanement En Ligne par Transmission Automatisée (FR customs system)

GVMS: Goods Vehicle Movement Service (UK system)

TRACES: TRAded Control and Expert System for animal & plant origin products (EU system)

ICS: Import Control System (FR system for Safety & Security declaration)

ECS: Export Control System (FR system for Safety & Security declaration)

CPS: Cyber Physical System (UK system for Import/Export Safety & Security declaration)

NSTI: Nouveau Système de Transit Informatisé (Transit)

NCTS: New Computerized Transit Systems

WHO?

WHAT?

WHERE/HOW?

FOR WHOM?

**TRADER,
SHIPPER**
(or customs
brokers/RDE)

**TAD
EAD
Import pre-decl.
ATA / TIR carnet
Sanitary formalities**

**NCTS/NSTI
CHIEF/DELTA
CHIEF/DELTA
special ATA/TIR link
IPAFFS/TRACES NT**

**HMRC/DGDDI
HMRC/DGDDI
HMRC/DGDDI
HMRC/DGDDI
DEFRA/DGAL**

HAULIER

**GMR
DGDDI Enveloppe bar-code
Safety & Security ref
Eurotunnel Border Pass
Kent Access Permit (UK - France)**

**GVMS*
DGDDI WEB link*
CHIEF/ENS
Eurotunnel account
Web link***

**HMRC
HMRC/DGDDI
HMRC/DGDDI
Eurotunnel
UK Police**

*GVMS <https://developer.service.hmrc.gov.uk/guides/gvms-end-to-end-service-guide/>

*Enveloppe code <https://www.douane.gouv.fr/actualites/enveloppe-logistique-une-nouvelle-fonctionnalite-de-la-frontiere-intelligente>

*The demo KAP site can be found at <https://check-an-hgv-is-ready-to-cross-the-border-demo.fbplatform.co.uk>

OUR SOLUTION

Eurotunnel Border Pass

Send your information in advance to Eurotunnel through your online booking account before your driver turns up at the terminal

Your vehicle is automatically recognized by the registration number and the driver has nothing to show

or

Turn up

Your driver just turns up at the terminal **with his border references** without sending information in advance

Barcodes need to be presented by the driver and will be scanned at the Pit stop



EUROTUNNEL BORDER PASS

Data sent on-line

account holder can send Export and Import references / barcodes in advance for both directions

Must be associated to a booking

Automatically identified

at the Pit stop by the vehicle's registration numbers associated with the booking

References shared

and sent automatically to FR & UK authorities via the vehicle's registration numbers

No need to show documents

at Pit stop

Your driver can simply pick up the loads without the need to have copies of their customs documents

Save time

There is no need to scan references at the Pit stop

Increases processing speed

Send or amend the references up to 30' before travel

The screenshot shows the 'Create your Border Pass' page on the Eurotunnel Le Shuttle Freight website. The page includes a navigation bar with the company logo, language selection (FR, UK, DE, ES, IT), and a 'Logout' button. Below the navigation bar, there are links for 'Vehicle tracking', 'My crossings', 'Terminal info', 'Capacity allowance', 'Dangerous goods', 'Agile Border Pass', 'Useful information', 'My invoicing', and 'Admin'. The main heading is 'Create your Border Pass'. Below this, there is a form with the following fields: 'Booking number: 10238333', 'Tractor number: WORK', 'Direction: Folkestone to Calais', and 'Travel date: 31/10/2020'. The form is divided into two sections: 'Information for French authorities' and 'Information for UK authorities'. The 'Information for French authorities' section asks if the user has a customs document with a barcode and provides a grid for entering barcodes. The 'Information for UK authorities' section asks if the user is carrying goods subject to sanitary or phytosanitary control and provides a grid for entering barcodes. At the bottom of the form, there are 'Back' and 'Continue' buttons.

The option to favour / EDI solution available



FRANCE TO UK

OVERVIEW





PAF

From A16
to UK

UKBF

Boarding area

PIT STOP

DOCUMENTATION REQUIRED FOR CROSSING WITH EUROTUNNEL

EU Export (for FR/EU authorities)

FROM 01/01/21

Customs references

Transit MRN barcodes and/or
 EU EAD MRN barcodes and/or
DGDDI Enveloppe single barcode
 or TIR or ATA carnet (goods travelling under temporary admission)
 or **Emergency documents** (if French customs system not available)

Sanitary references
 required for goods of animal & plant origin

n/a

Safety and Security reference

n/a
 Subject to change

Documents to have on board
 (other than referenced above)

TADs (Transit Accompanying Documents) for goods travelling under Transit

UK Import (for UK authorities)

FROM 01/01/21

FROM 01/07/21

One single GMR
not mandatory
 only for goods travelling under Transit customs regime

One single GMR
mandatory
 The GMR is obtained through the GVMS system and includes all customs, sanitary and safety & security references obtained through the various formalities systems Transit, Chief, IPAFFS, ...)

- TADs (Transit Accompanying Documents) for goods travelling under Transit
 - *Sanitary certificates could be requested (tbc)*

*Empty trucks and postal goods have to be declared to Eurotunnel (either in advance or at Pit stop)

*Empty trucks and postal goods also need to have a GMR

AUTOMATIC DETECTION OF BOTH TRACTOR AND TRAILER NUMBERS



PAIRING AT PIT STOP

2 options



Eurotunnel Border Pass
Automatic recognition

or

Barcodes
have to be shown and scanned

data exchanged with UK/FR authorities

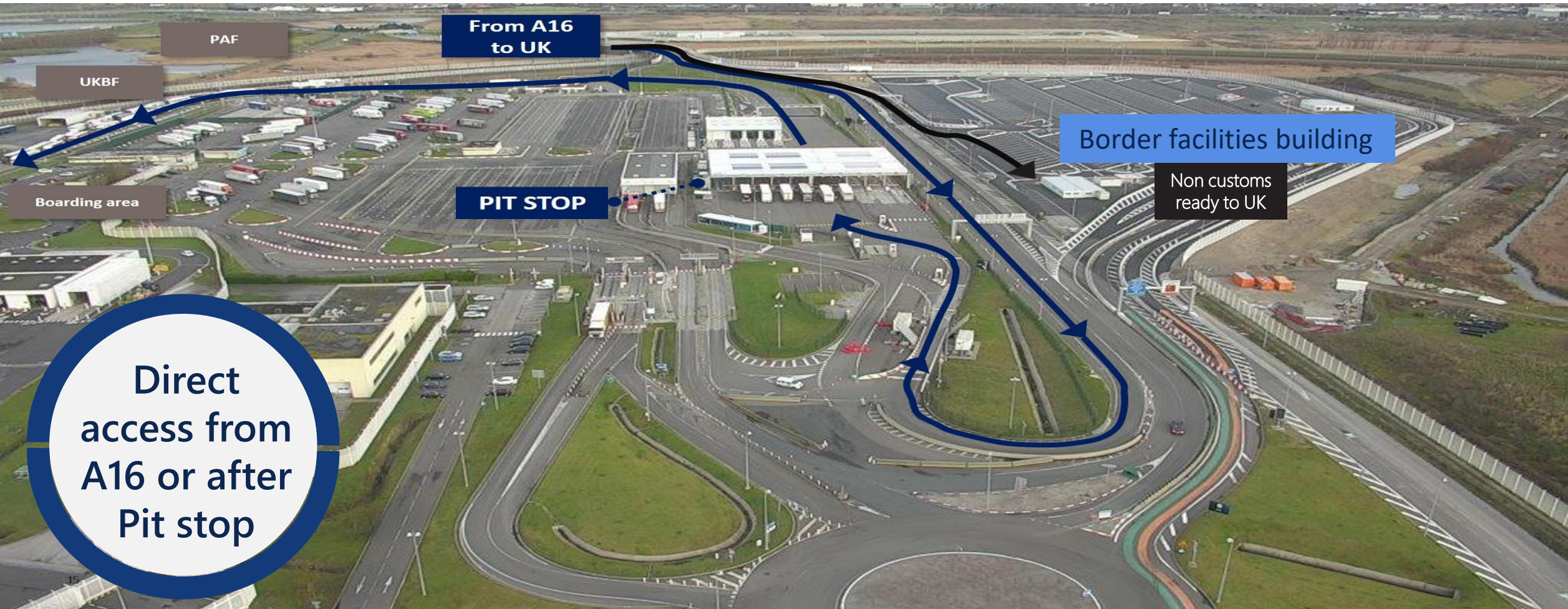
10 LANES

100%
VEHICLES
CHECKED

STAY ON
BOARD



ASSISTANCE ON FRENCH TERMINAL FOR FORMALITIES IF NEEDED



EUROTUNNEL BORDER SERVICE AT BORDER FACILITIES BUILDING

A dedicated Eurotunnel team to assist drivers 24/7



to finalise the FR/EU Export and UK Import formalities



to contact customs brokers (RDE) if needed



to print documents

EBS is the official representative of RDE in contract with Eurotunnel



NO NEED TO STOP ON THE UK TERMINAL AFTER CROSSING



UK CUSTOMS AND SANITARY CONTROLS IN SEVINGTON



Remote site near Ashford, 9 miles from Eurotunnel on your way to London, just off the motorway (J10a off M20)

Documentary and physical checks of UK customs/sanitary declarations

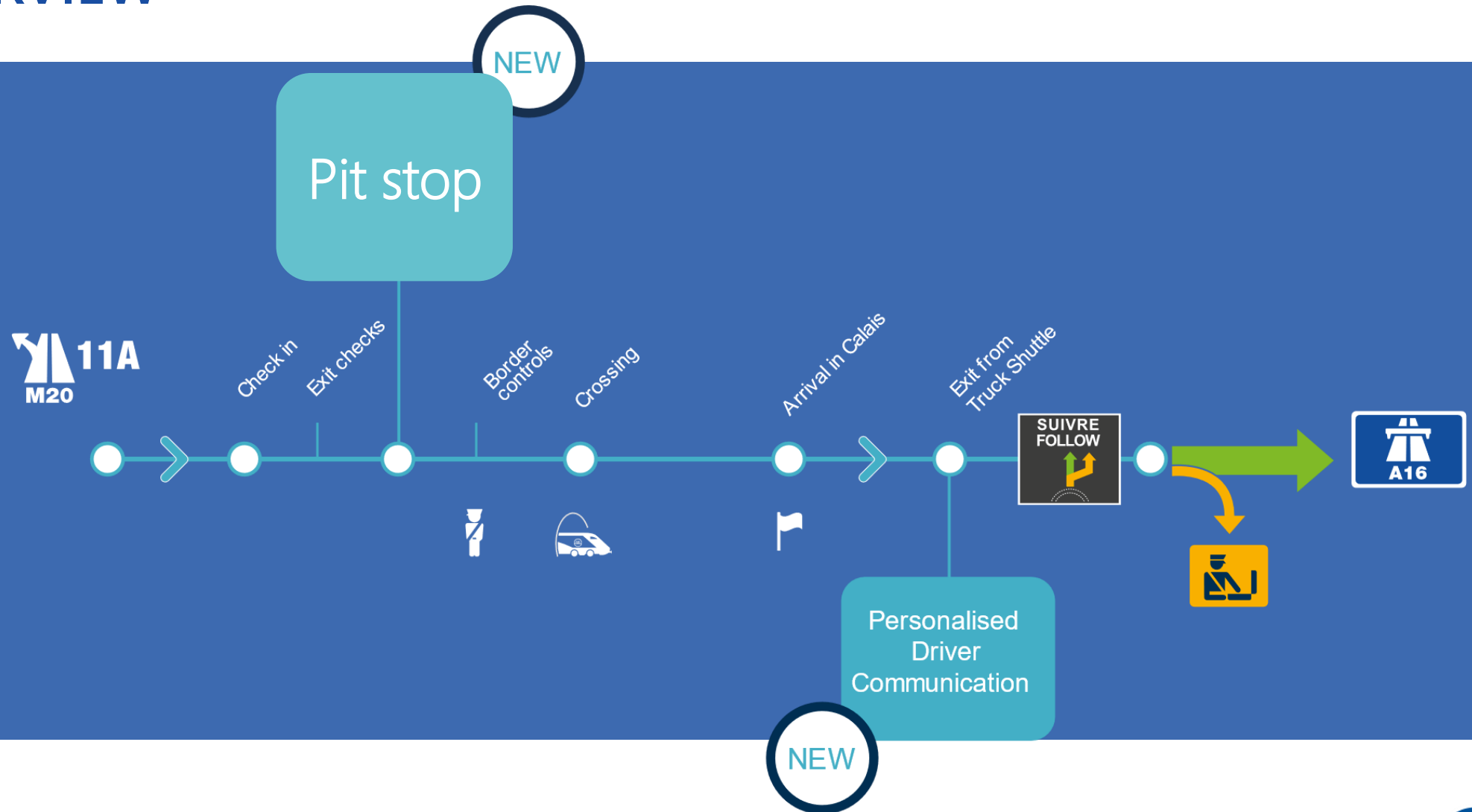
The site is operated by UK authorities (HMRC, UKBF, DEFRA...)

Customs status notification at arrival for inspection will be in place from 01/07/2021



UK TO FRANCE

OVERVIEW



DOCUMENTATION REQUIRED FOR CROSSING WITH EUROTUNNEL

UK Export (for UK authorities)

FROM 1 July 2021

EU Import (for FR/EU authorities)

FROM 1 January 2021

Customs references



**One single GMR
mandatory**

The GMR is obtained through GVMS system and includes all customs, sanitary and safety & security references obtained through the various formalities systems Transit , Chief, PAFFS, ...)

**Transit MRNs barcodes and/or
Import Pre-declaration barcodes and/or
Enveloppe code (barcode)**
or TIR or ATA carnet (goods travelling under temporary admission)
or **Emergency documents** (if French customs system not available)

Sanitary references
required for goods of animal & plant origin



DSCE reference (only for advance notification by Eurotunnel Border Pass – not required at Pit stop)

Safety and Security reference



ENS / ICS Declaration
(no need to inform Eurotunnel)

Documents to have on board
(other than references above)



TADs (Transit Accompanying Documents) for goods travelling under Transit

- TADs (Transit Accompanying Documents) for goods travelling under Transit
- **Sanitary Certificates (if not prelodged digitally in TRACES NT by the shipper)**

NB: Empty trucks and postal goods also need to have a GMR

NB: Empty trucks and postal goods have to be declared to Eurotunnel (either in advance or at Pit stop)

AUTOMATIC DETECTION OF BOTH TRACTOR AND TRAILER NUMBERS



PAIRING AT PIT STOP



Eurotunnel Border Pass
Automatic recognition

2 options

or



Barcodes
have to be shown and scanned

data exchanged with UK/FR authorities

8 LANES

100%
VEHICLES
CHECKED

STAY ON
BOARD

FRENCH CUSTOMS STATUS SENT TO EUROTUNNEL DURING CROSSING



PERSONALISED INFORMATION ON THE FRENCH TERMINAL



Green
Ok for direct exit to A16



Orange
Controls required at the
Customs Office (Centre Douane SIVEP)



STOP AT THE CENTRE DOUANE SIVEP IF VEHICLE SELECTED IN ORANGE

No parking after
formalities
completed



EUROTUNNEL BORDER SERVICE AT CENTRE DOUANE SIVEP

A dedicated Eurotunnel team to assist drivers 24/7



**to facilitate customs
and sanitary inspections**



**provide on-site representation
for Customs Brokers
under contract with Eurotunnel**



**to finalise or amend
FR/EU Import formalities
(customs and sanitary)**

**EBS is
the official
representative of
RDE under contract
with Eurotunnel**

NEXT STEPS

Keep informed with our Brexit updates on [eurotunnelfreight.com](https://www.eurotunnelfreight.com)

Get prepared for 01/01/21

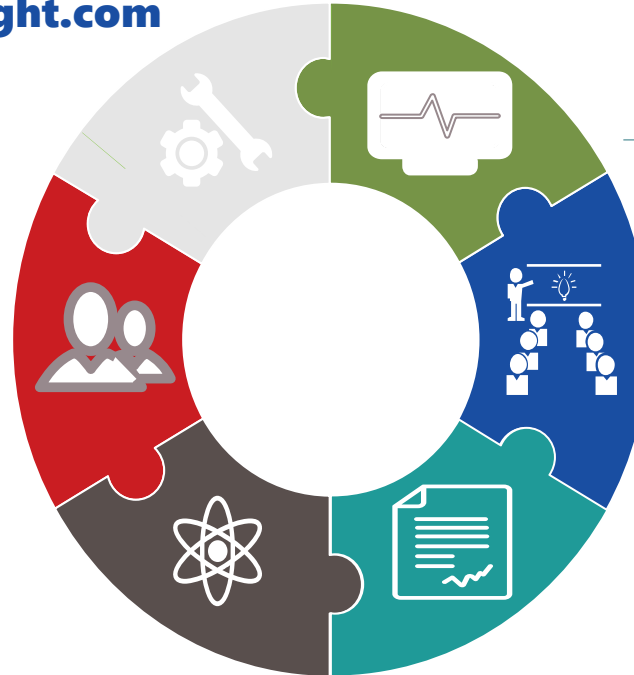
Share & train your teams and drivers

Send your questions

<https://www.research.net/r/eurotunnel-webinars-qa>

Participate in webinars organized by the authorities

Contact your Eurotunnel account manager



ASK YOUR QUESTIONS

<https://www.research.net/r/eurotunnel-webinars-qa>



APPENDIX

**Kent Access
Permit**

1

**Envelope
code**

2

**Driver
info**

3

**Customs
document**

4

KENT ACCESS PERMIT

Kent Access Permit will be required from **January 1st** before entering in Kent (Folkestone to Calais direction).
Apply to all truck drivers with vehicle > 7,5t.

What is the Kent Access Permit?

It is a certificate for drivers carrying out international transportation tasks from the UK to Europe. It aims to make sure drivers will already have completed the required documentation for crossing into the EU before even entering Kent.

How can I get the permit?

It will be digitally issued to drivers who receive a 'green' or 'amber' result from the "Check an HGV is Ready to Cross the Border" service.

What is the "Check an HGV is Ready to Cross the Border" service?

The "Check an HGV is Ready to Cross the Border" service (formerly known as the Smart Freight system) will be an online service in many languages. The service will include an online portal for the registration of goods movements and an operator application to check compliance with the service. Based on the self-declared information, the service will indicate if the **lorry driver is border-ready**.

Green: all relevant documentation has been declared present, and goods may be taken to the port.

Amber: documentation has been declared present, but goods can only be taken to the port after the driver has gone to an HMRC Office of Departure or a Third Party Authorised Consignor to complete customs processes and obtained an MRN barcode.

Red: some or all documentation is missing, and goods should not be taken to port.

What happens if I don't have the permit?

Police and DVSA enforcement officers will be able to issue penalties to hauliers found heading for Dover or Eurotunnel without a KAP. The fine of £300 per lorry would be imposed on the driver, rather than the haulier or freight forwarder who has formal responsibility for completing the customs paperwork.

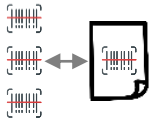
The demo KAP site can be found at <https://check-an-hgv-is-ready-to-cross-the-border-demo.fbplatform.co.uk>



ENVELOPE CODE



A web interface accessible by phone or computer





A grouping of declarations by scanning the barcodes of the different declarations

CREATE ENVELOPE

Create an envelope of declarations or envelopes that will be transported in the same transport unit (truck, trailer, etc.). At check-in of the transport unit, the driver will be able to present the barcode of this envelope and will not have to present all the declarations or envelopes.

Declarations and envelopes

MRN or declaration number or envelope number 

+ Add declaration or envelope ** Add from barcode** ** Save**



The logistic envelope can be modified to remove or add declarations until the time of pairing



It allows the security of data by anonymizing the declaration(s) it contains




A unique barcode to speed the pairing process while ensuring data completeness

ENVELOPE DETAILS

The barcode of the envelope must be presented at the check-in of the transport unit. Be sure to provide it to the driver.

Reference : E5V68Z6



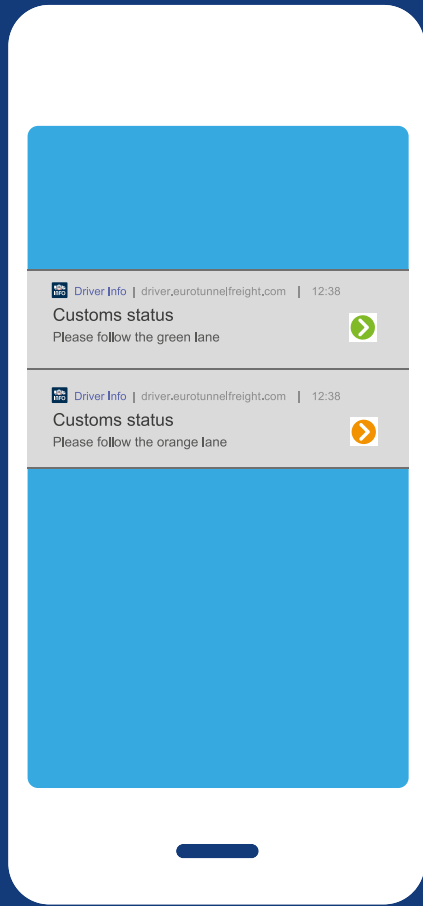
E5V68Z6

Declarations

1900296202	1900296216
1900296219	

To test : <https://moa.douane.gouv.fr/enveloppe/en/enveloppe/creer>

DRIVER INFO – FR CUSTOMS STATUS



Download the web app
driver.eurotunnelfreight.com

COPIES OF CUSTOMS DOCUMENT

NCTS FALLBACK PROCEDURE
 NO DATA AVAILABLE IN THE SYSTEM
 INITIATED ON _____
 (Date/hour)

If french customs system is not available