



Be ready for Border crossing – 14/10/2020 update



Be ready for Border crossing

Key objective: ensuring that traffic fluidity is maintained

- Eurotunnel has been continuing to plan for Brexit to ensure traffic fluidity after the UK Transition period ends on 31st December 2020.
- Working in collaboration with the French & UK Authorities, we have developed innovative solutions which allow us to automate the scanning of pre-declared documents and share information in advance.
- 30m€ investment at our terminals in Coquelles & Folkestone provide new and enhanced facilities for border checks.
 - In Coquelles, we have built:
 - A new dedicated customs office (Centre Douane SIVEP)
 - A new Export building facility
 - A brand new Truck Park with 270 spaces and many other services for the drivers
- Staff have been recruited & trained with new specific operational roles created.

Key dependency is now TRADER READINESS

Be ready for Border crossing

To cross the border, the following information will now be required:

- **Customs** references (e.g. Transit MRN barcodes, Goods Movement Reference – GMR...)
- Mandatory **sanitary** references (SPS Sanitary or Phytosanitary if applicable)
- **Safety and security** references (e.g ENS, ICS, ECS...)

For speed and convenience, send your border data to Eurotunnel in advance

Make your choice: inform Eurotunnel in advance or just turn up

According to your business model,
you can either send your data to Eurotunnel in advance or just turn up with your border references

Option 1

send your information to Eurotunnel
through your online booking account
before your driver turns up at the terminal
and get your Eurotunnel Border Pass

Your vehicle is recognised by the
registration number and the driver has
nothing to show

(no need to present documents at Pit Stop)

Fast and convenient

Option 2

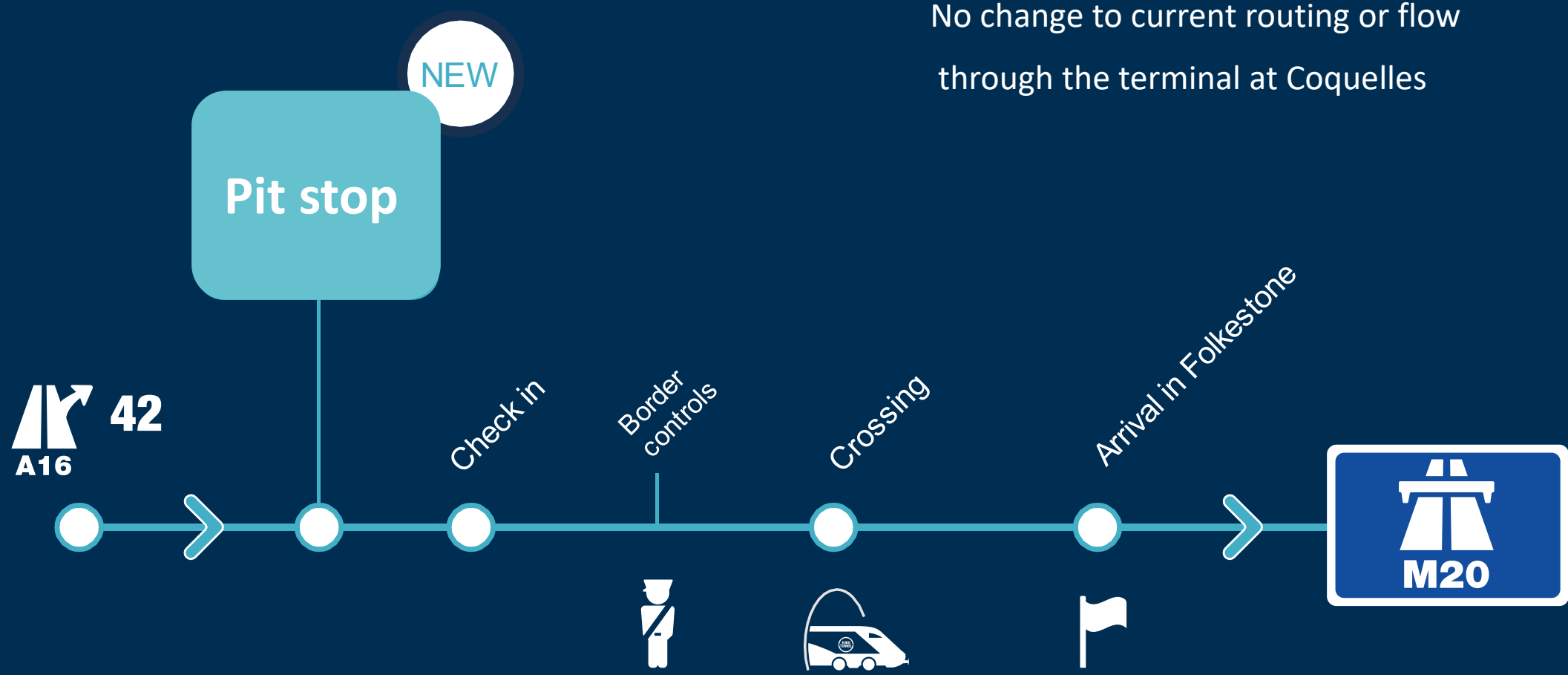
Your driver just turns up at the terminal
with his border references without sending
information in advance

Barcodes need to be
presented by the driver and will be
scanned
at Pit stop

For last minute flexibility

France > UK
> Overview

No change to current routing or flow
through the terminal at Coquelles



France > UK

Driver requirements for crossing with Eurotunnel*

Eurotunnel is an
official Office of
Transit

EU Export (for FR/EU authorities)

FROM 01/01/21

Transit MRN barcodes and/or
EU EAD MRN barcodes and/or
DGDDI Enveloppe single barcode
or **TIR or ATA carnet** (goods travelling under temporary admission)
or **Emergency documents** (if French customs system not available)

Customs references

Sanitary references

required for goods of animal &
plant origin

n/a

**Safety and Security
reference**

n/a

Subject to change

**Documents to have
on board**

(other than referenced above)

**TADs (Transit Accompanying Documents) for goods
travelling under Transit**

*Empty trucks and postal goods have to be declared to Eurotunnel (either in advance or at Pit stop)

UK Import (for UK authorities)

FROM 01/01/21

**One single GMR
not mandatory**

only for goods travelling
under Transit customs
regime

FROM 01/07/21

**One single GMR
mandatory**

The GMR is obtained through the GVMS system and includes all customs, sanitary and safety & security references obtained through the various formalities systems Transit , Chief, IPAFFS, ...)

- TADs (Transit Accompanying Documents) for goods travelling under Transit
- *Sanitary certificates could be requested (tbc)*

*Empty trucks and postal goods also need to have a GMR

France > UK

> Depart Calais

Automatic detection of both tractor and trailer numbers before the Pit Stop



France > UK

> Depart Calais

At Pit Stop, either identified with Eurotunnel Border Pass or bar codes have to be shown and scanned

Then data exchanged with UK/FR authorities



10 lanes / 100% vehicles checked / No need for driver to exit the truck

France > UK

> Arrival Folkestone

NO NEED TO STOP or show anything on the UK terminal after crossing



France > UK

Customs and sanitary controls in Ashford, junction 10a off M20

Remote site 9 miles from Eurotunnel on your way to London, just off the motorway
Documentary and physical checks of UK customs/sanitary declarations



France > UK

Assistance on French terminal for formalities if needed

With direct access from A16 motorway (or after Pit Stop if not accepted for travel)



France > UK

Border facilities building: Eurotunnel Border Service

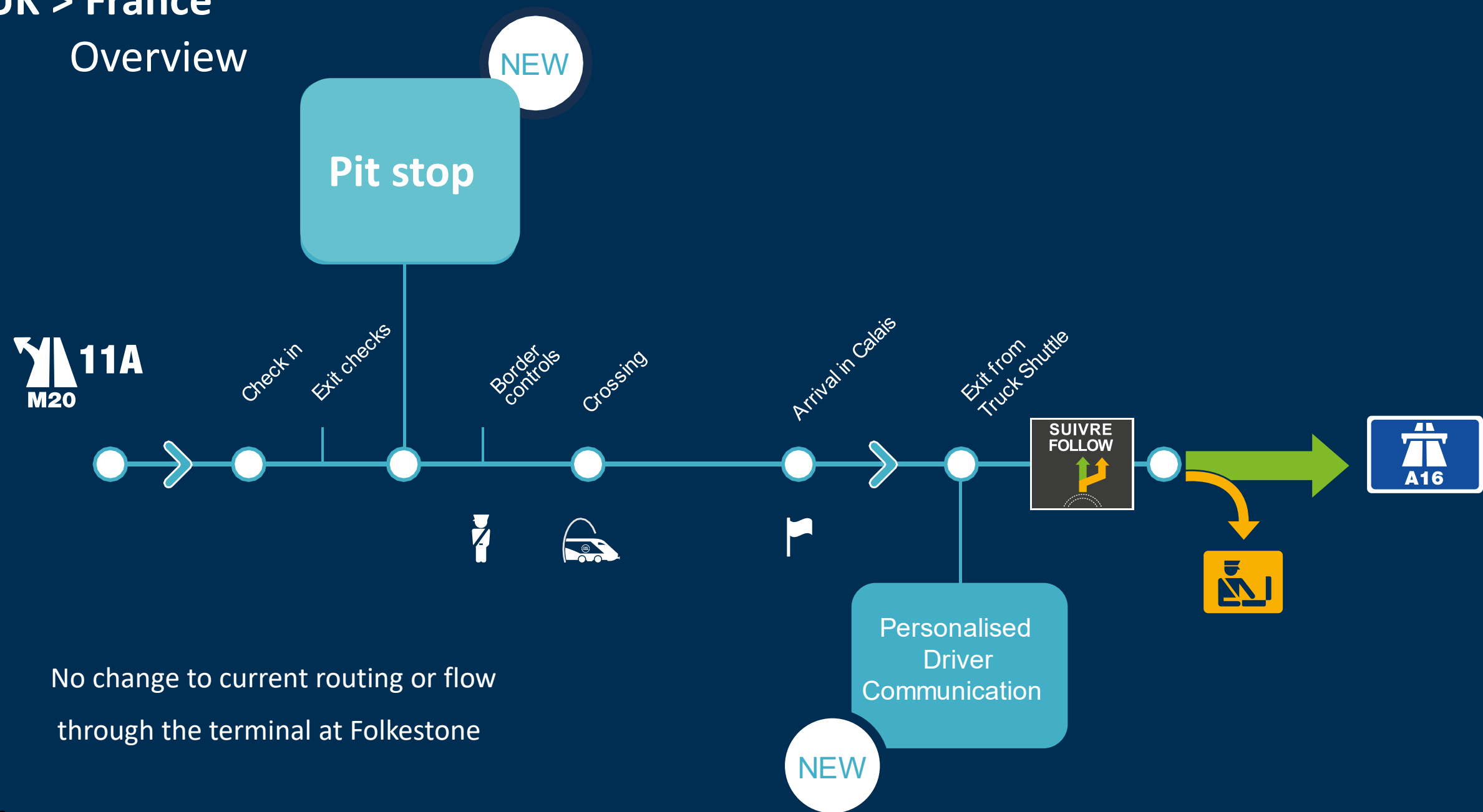
A dedicated Eurotunnel team 'Eurotunnel Border Service' will assist drivers 24/7:

- ✓ to complete the FR/EU Export and UK Import formalities
- ✓ to contact customs brokers (RDE) if needed*
- ✓ to print documents



* EBS will be the official representative of RDE in contract with Eurotunnel

UK > France
Overview



UK > France

Driver requirements for crossing with Eurotunnel

Eurotunnel is an
official Office of
Transit

UK Export (for UK authorities)

FROM 01/01/21

FROM 01/07/21

Customs references

**One single GMR
not mandatory**

only for goods travelling
under Transit customs
regime

Sanitary references
required for goods of animal &
plant origin

**One single GMR
mandatory**

The GMR is obtained through
GVMS system and includes all
customs, sanitary and safety &
security references obtained
through the various formalities
systems Transit , Chief, PAFFS, ...)

**Safety and Security
reference**

**Documents to have
on board**
(other than references above)

**TADs (Transit Accompanying Documents) for goods travelling under
Transit**

NB: Empty trucks and postal goods also need to have a GMR

EU Import (for FR/EU authorities)

FROM 01/01/21

**Transit MRNs barcodes and/or
Import Pre-declaration barcodes and/or
Enveloppe code (barcode)**
or TIR or ATA carnet (goods travelling under temporary
admission)
or **Emergency documents** (if French customs system not
available)

DSCE reference (only for advance notification by
Eurotunnel Border Pass – not required at Pit stop)

ENS / ICS Declaration
(no need to inform Eurotunnel)

- **TADs (Transit Accompanying Documents) for goods
travelling under Transit**
- **Sanitary Certificates (if not prelodged digitally in
TRACES NT by the shipper)**

NB: Empty trucks and postal goods have to be declared to Eurotunnel
(either in advance or at Pit stop)

UK > France

> Depart Folkestone

Automatic detection of both tractor and trailer numbers before Check In



New screens at Check In for driver to confirm Border status

Натиснете тук Appuyez ici Hier drücken Zde stisknout Clicca qui

Druk hier Pulse aquí Naciśnij Tutaj Nyomja meg itt Apăsati aici

Is your vehicle empty (/postal mail) or loaded ?

Empty /postal mail Loaded

Druk hier Pulse aquí Naciśnij Tutaj Nyomja meg itt Apăsati aici

Appuyez ici Hier drücken Zde stisknout Clicca qui

Customs documentation

Have you obtained customs documentation for all of the goods being transported?

YES NO

UK > France

> Depart Folkestone

At Pit Stop, either identified with Eurotunnel Border Pass or bar codes have to be shown and scanned

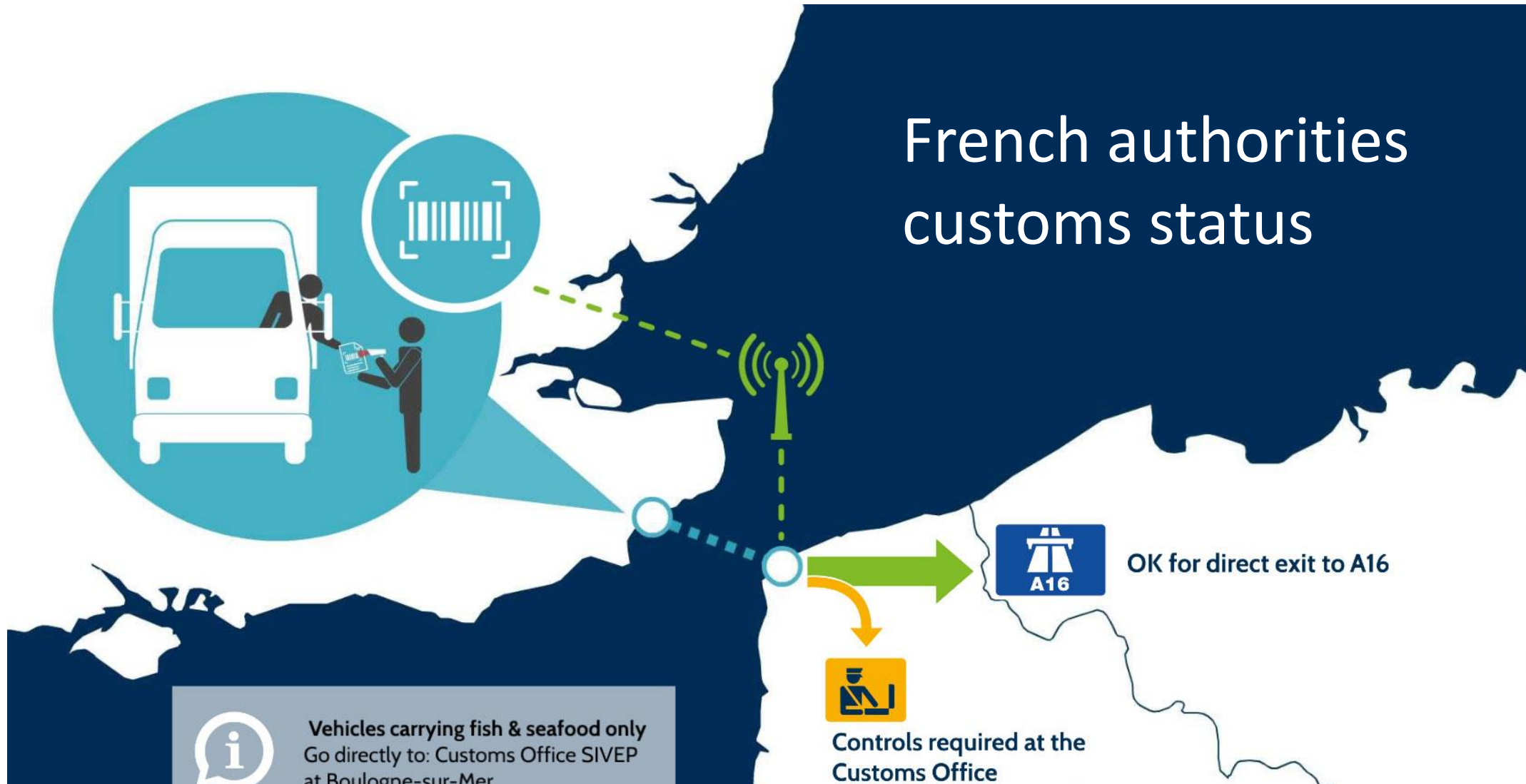
Then data exchanged with UK/FR authorities



UK > France

> Depart Folkestone

Data analysed by French authorities during the 35' crossing and status sent to Eurotunnel



UK > France

> Arrive Calais: personalised information to the driver

Green ➡ OK for direct exit to A16 (as today)

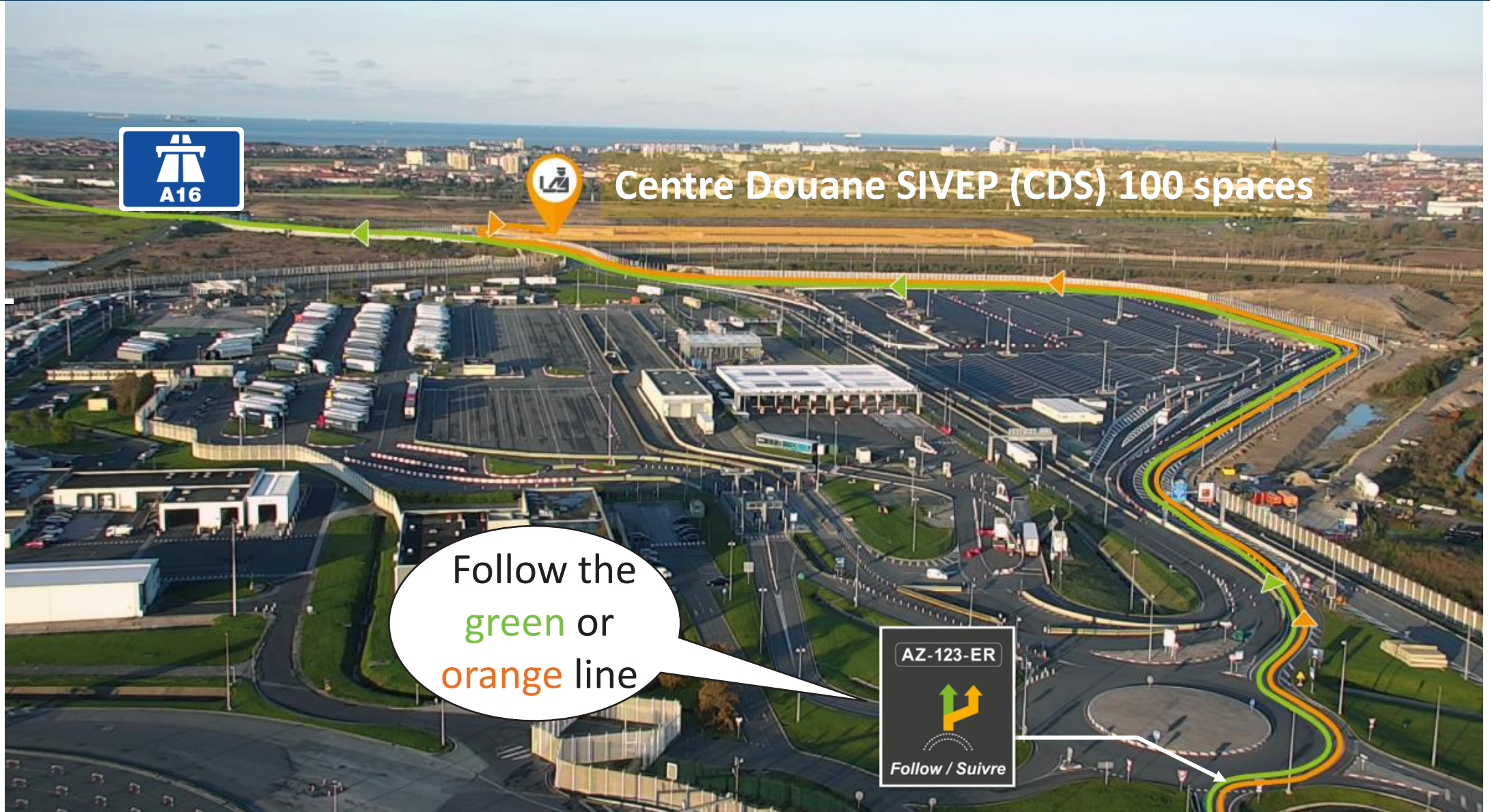
Orange ➡ Controls required at the Customs Office (Centre Douane SIVEP*)



* Vehicles carrying fish & seafood only will go directly to the SIVEP at Boulogne

UK > France

Exit way or access to the Customs Office (Centre Douane SIVEP)



UK > France

Customs Office (Centre Douane SIVEP)

If your vehicle is selected in orange, stop at the CDS and exit by green lane after controls



No parking authorised on site after formalities have been completed

UK > France

At Centre Douane SIVEP: Eurotunnel Border Service

A dedicated Eurotunnel team 'Eurotunnel Border Service' will assist drivers 24/7:

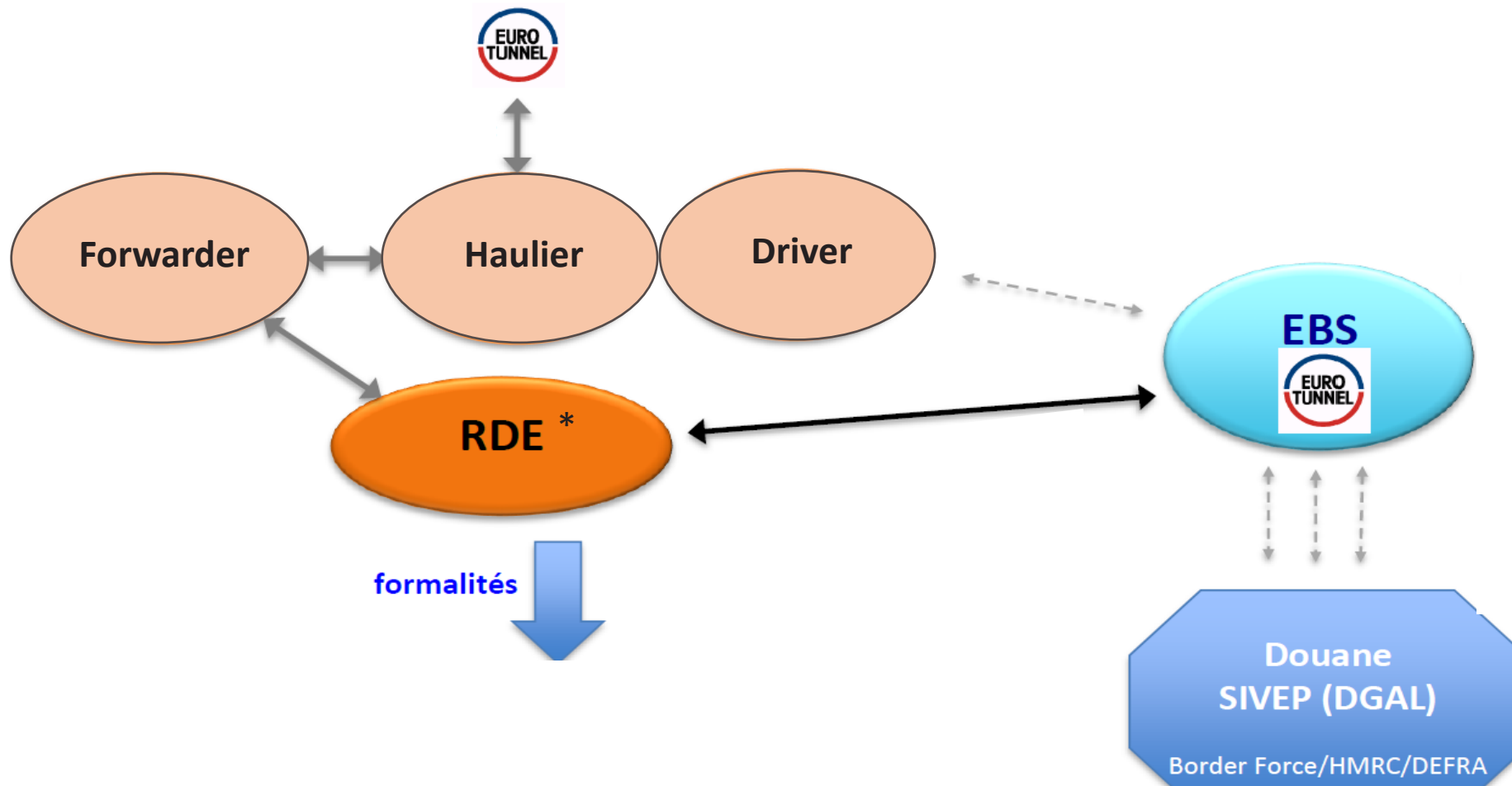
- ✓ to facilitate customs and sanitary inspections
- ✓ to finalise or amend FR/EU Import formalities (customs and sanitary)



* EBS will be the official representative of RDE in contract with Eurotunnel / RDE will also be present on site

Eurotunnel Border Service (EBS)

The official representative of RDE in contract with Eurotunnel



* Représentant en Douane Enregistré (official customs broker): list and contact details available on request




THANK YOU

Visit www.eurotunnelfreight.com/brexit for more information

Appendix

How to get your Eurotunnel Border Pass (1)

 **Vehicle tracking**

My crossings

Terminal Info

Capacity allowance

Dangerous goods

Border Pass

Useful Information

My invoicing

You are here:

Home

Agile Border Pass

Border Pass

Create, amend or delete

To facilitate your search, please complete the following fields:

Filter by

Date

From

DD/MM/YYYY

To

DD/MM/YYYY

Direction










Calais to Folkestone

Folkestone to Calais

Agile Border Pass

Booking number

Registration number

Booking number	Direction	Travel date	Front plate	Trailer number	Your customer reference	Agile Border Pass	Create, amend or delete
10242709	Calais - Folkestone	03/10/2020	TEST444	—	—	—	
10242691	Calais - Folkestone	03/10/2020	TEST777	TEST774	—	OC10242691	 
10242683	Folkestone - Calais	03/10/2020	TEST999	TEST698	—	OF10242683	 
10242675	Calais - Folkestone	03/10/2020	TEST999	TEST888	—	OC10242675	 
10242667	Calais - Folkestone	03/10/2020	TEST123	TEST123	—	In progress	 

Pre-send the references required by both FR/UK authorities :

- **Customs** (e.g. Transit MRN barcodes, Goods Movement Reference” – GMR...)
- **SPS Sanitary or Phytosanitary** if applicable



How to get your Eurotunnel Border Pass (2)



Confirmation of your Border Pass

Thank you for confirming your Agile Border Pass with Eurotunnel. We remind you that your driver must validate the booking number and the associated Agile Border Pass at check in.

Kind regards,
Freight Commercial Team

Border Pass

: OF10242683

Booking number	Travel date	Direction
10242683	03/10/2020	Folkestone to Calais

Do you have a trailer? Yes

Front plate	Rear plate
TEST999	TEST698

Information for French authorities

Do you have a customs document with a barcode? (transit declaration, import, envelope code...) Yes

1. 13NO01018C11234567

2. 13NO01018C11234568

3. 13NO01018C11234569

4. 13NO01018C11234564

5. 13NO01018C11234561

Your driver must be in possession of a TAD for goods travelling under CTC when crossing with Eurotunnel

Are you carrying goods subject to sanitary or phytosanitary control? Yes

1. CHEDD.GB.2020.0000011

Are you carrying exclusively fish and/or seafood products? No

Information for British authorities

GMR : GMR100002KW2

Your driver must be in possession of a TAD for goods travelling under CTC when crossing with Eurotunnel

On arrival at check-in, your vehicle number plate will automatically be detected and linked to this unique booking number.
This Agile Border Pass may be amended or deleted up to 30 minutes before arriving at check in.

- Once confirmed, you get your reference ‘Eurotunnel Border pass’
- an email confirmation is automatically sent to the user and can also be forwarded to the driver by email or SMS in one of the 5 languages

11:28



Border Pass OC10242469

-Booking number 10242469

-Front plate DLF2909B Rear plate DLF2909B – Travel date 21/10/2020

- CAFO

Maintenant

